

OUTSIDE ASSEMBLY AREA

**FIRE EME
PROCEDI**
BUILDING ADI
2215 Reeve
Port Coquitla

NEAREST INT
PITT RIVER R

**IF YOU D
FIRE:**

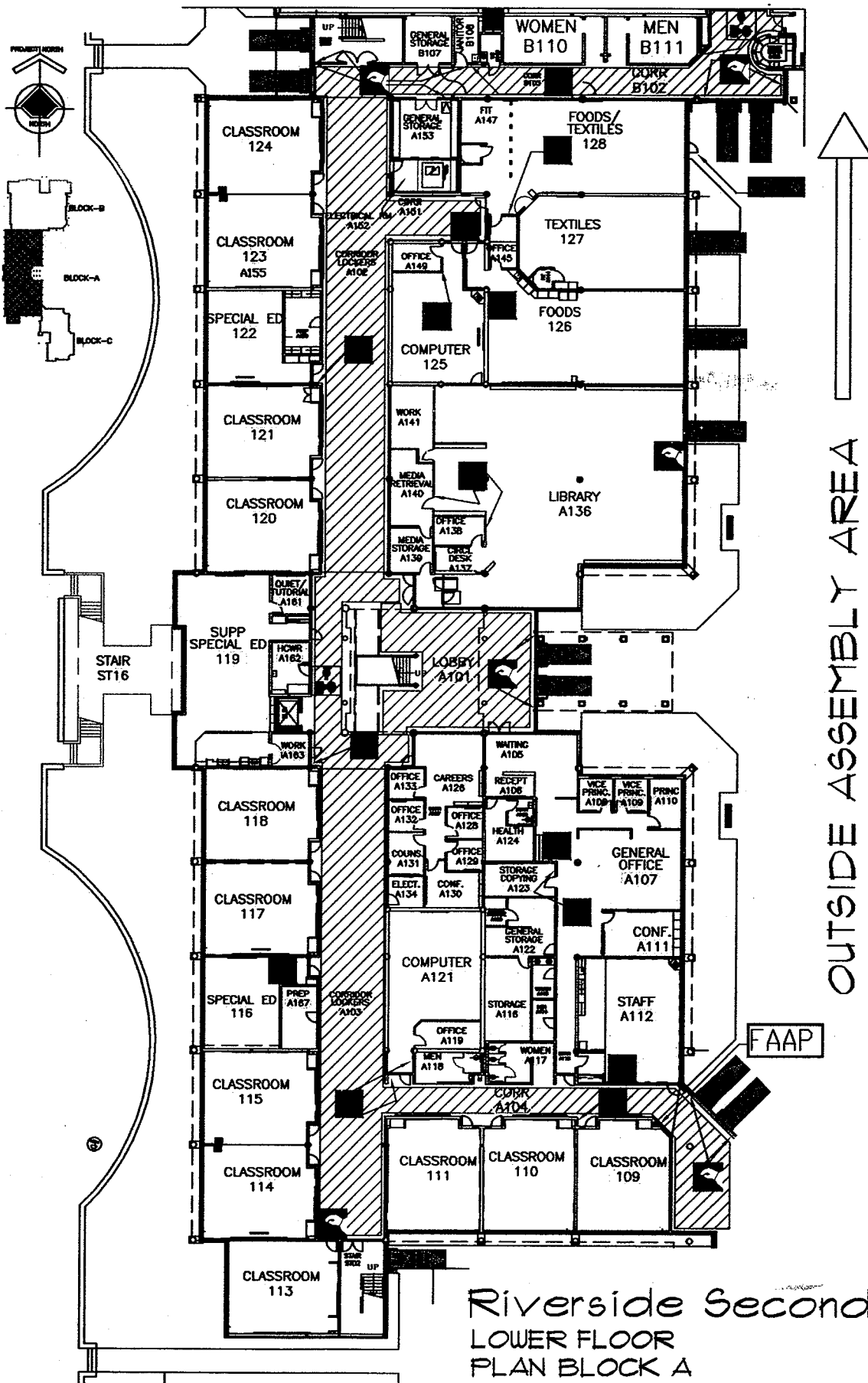
1. IMMEDIATE ALARM by pullstation.
2. DIAL 911 / Services
 - State your r
 - Give the ad involved anc
 - Give inform as which flo spreading, th persons, or 1
3. IF YOU CA FIRE

CLOSE TH involved, the LEAVE THE nearest SAF WALK.. DO doors behind corridors an allow others ASSIST TH ELDERLY t other safe p

4. DO NOT G BUILDING you have b
5. MEET THE AT THE BI provide us and to assi

**IF YOU F
ALARM**

1. EVACUAT exit.
2. DO NOT u
3. ASSIST pe assistance
4. ASSEMBL and arriving designated



Riverside Secondary
LOWER FLOOR
PLAN BLOCK A
NTS

OUTSIDE ASSEMBLY AREA

PROCE
BUILDING ADD
2215 Reeve
Port Coquitla

NEAREST INTE
PITT RIVER RC

IF YOU DISCOVER FIRE:

1. IMMEDIATELY PULL THE FIRE ALARM by activating the pull station.
2. DIAL 911 As soon as possible for Fire Services
-State your name
-Give the address of the building involved and the location of the fire
-Give information on the type of fire, as which floor, spreading, the number of persons, or trapped.

3. IF YOU CAN SAFELY EXTINGUISH THE FIRE:

CLOSE THE DOOR TO THE ROOM INVOLVED, THEN LEAVE THE EXTINGUISHER IN PLACE AND WALK TO THE NEAREST SAFE ASSEMBLY AREA. DO NOT RE-ENTER THE ROOM TO RETRIEVE BELONGINGS OR TO ASSIST THE ELDERLY TO LEAVE. IF YOU ARE UNABLE TO EXTINGUISH THE FIRE, LEAVE THE BUILDING IMMEDIATELY.

4. DO NOT GO TO THE FIRE ALARM CONTROL PANEL UNLESS YOU HAVE BEEN TRAINED TO DO SO.

5. MEET THE FIRE DEPARTMENT AT THE BUILDING ENTRANCE AND PROVIDE US WITH THE FOLLOWING INFORMATION:

IF YOU HEAR A FIRE ALARM:

1. EVACUATE via the nearest exit.
2. DO NOT use the elevator.
3. ASSIST persons with disabilities and the elderly with assistance.
4. ASSEMBLE at the designated area and arriving fire department.

BUILDING
2215 R
Port Co

NEARES
PITT RIV

**IF YOU
FIRE:**

1. IMMED
ALARM
pullstat

2. DIAL
Service

- State y
- Give th
- involvec
- Give in
- as whic
- spreadi
- persons

3. IF YOU
FIRE

- CLOSE
- involved
- LEAVE
- nearest
- WALK..
- doors be
- corridors
- allow off
- ASSIST
- ELDERI
- other sa

4. DO NO
BUILD
you hav

5. MEET
AT THE
provide
and to a

**IF YOU
ALARM**

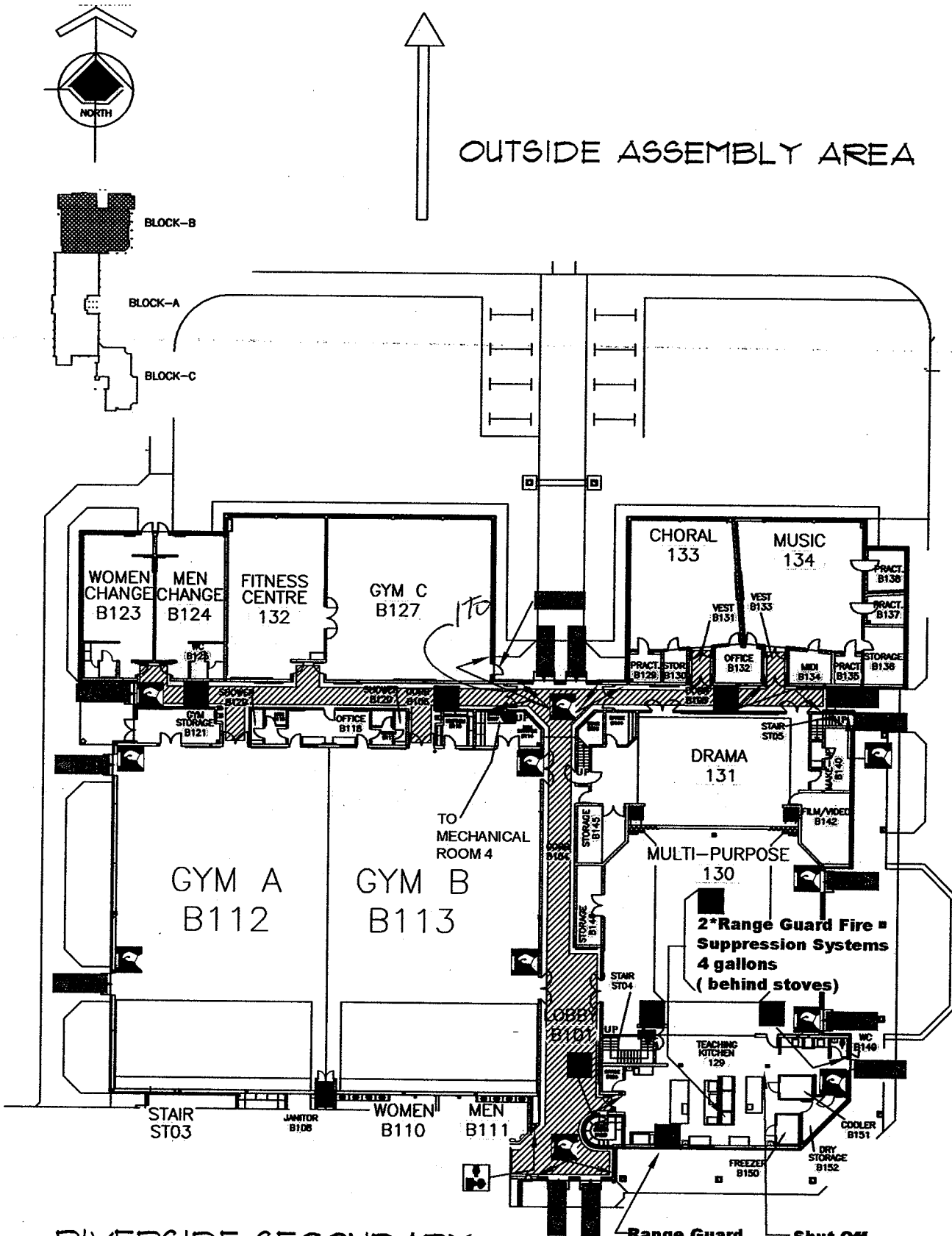
1. EVACU
exit.

2. DO NOT

3. ASSIST
assistan

4. ASSEM
and arriv
designat

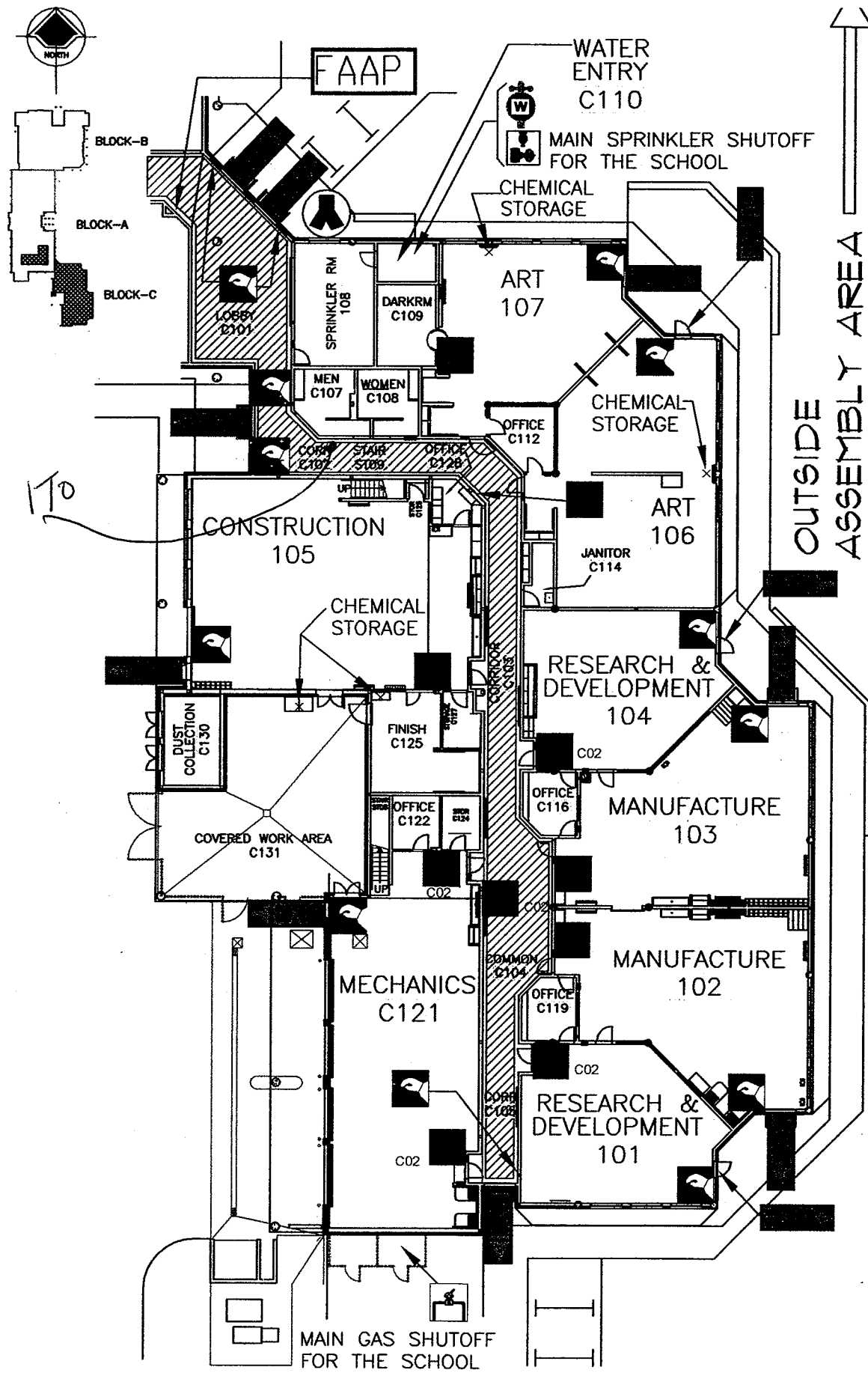
OUTSIDE ASSEMBLY AREA



RIVERSIDE SECONDARY
LOWER FLOOR
BLOCK B
NTS

**Range Guard
Fire Suppression
System
2.5 Gallons**

**Shut Off
Control for the
2*Range Guard
Fire Suppression
Systems
4 gallons
(behind stoves)**



BUILDING AD
2215 Reeve
Port Coquitl

NEAREST INT
PITT RIVER F

**IF YOU D
FIRE:**

1. IMMEDIATE
ALARM by
pullstation.
2. DIAL 911 /
Services

-State your r
-Give the ad
involved anc
-Give inform
as which flo
spreading, th
persons, or l

**3. IF YOU CA
FIRE**

CLOSE THE
involved, the
LEAVE THE
nearest SAF
WALK.. DO
doors behind
corridors and
allow others
ASSIST THI
ELDERLY to
other safe pl

**4. DO NOT GO
BUILDING I**
you have be

**5. MEET THE
AT THE BU**
provide us v
and to assis

**IF YOU H
ALARM**

1. EVACUATE
exit.
2. DO NOT us
3. ASSIST per
assistance
4. ASSEMBLE
and arriving
designated

FIRE SYMBOLS