

GLENEAGLE SECONDARY



Welcome to Grade 9 and Beyond!

An overview for middle school students coming to Gleneagle for Grade 9
(March 2025 school visits)

Who
are
we?





Our Principal

Mr. Glen Conley



Mr. Jason Bingley

Acting V.P. for students
with last names **A - H**



Mr. Todd Smith

V.P. for students with
last names **I - P**



Mr. Shawn O'Brien

V.P. for students with
last names **Q - Z**

**Our Vice
Principals**

Our Counselling Team



Mr. Kevin Henry

Counsellor for students
with last names **A - H**



Ms. Victoria Butterfield

Counsellor for students
with last names **I - P**



Ms. Leah Bosello

Counsellor for students
with last names **Q - Z**



Ms. Shawna Smith

International Contact &
Indigenous Support



Our Post-Secondary & Career Advisor

Coleen Milde



Our Youth Workers

Nicola Cridge - All students

Angela Jeoung - Korean-speaking international students

Hong Yang - Mandarin-speaking international students

Becky Gulenchyn - Indigenous Education



Share's Health Promotions Facilitator - Gabby Ghag

What can I
expect at
high school?



Middle School vs High School



More teachers

Two semesters

More responsibility

1

2

3

4

5

6

Longer classes

More students

More freedom



THE SEMESTER SYSTEM

All students take a minimum of:

- **Eight (8)** courses in a school year
- **Four (4)** courses each semester

Semester 1

goes from September to January

Semester 2

goes from February to June



DAILY BLOCK SCHEDULE



	Start	End
Block X	7:36 am	8:56 am
Block 1	9:00 am	10:20 am
Block 2	10:25 am	11:50 am
Lunch	11:50 am	12:30 pm
Block 3	12:35 pm	1:55 pm
Block 4	2:00 pm	3:20 pm
Block Y	3:25 pm	4:45 pm

Note: a typical student schedule goes from Block 1 – Block 4.

Blocks X and Y are “outside the timetable” and allow students to take specific extra classes before or after school (e.g. choir).

These optional **X** and **Y** selections are in addition to your eight required courses.

1-to-1

Gleneagle is a 1-to-1 school and all students need access to a device that meets the criteria outlined below. This could be a laptop, a tablet with an attached keyboard, or a netbook (**Chromebooks** are a popular choice, as long as they are capable of running **Office 365**). Note that a smartphone is not a suitable device.

Minimum device requirements

- ✓ Minimum 10" screen
- ✓ Minimum 8-hr battery life
- ✓ Physical keyboard
- ✓ Wi-Fi access
- ✓ Current operating system (iOS 10.12+ or Microsoft 10)

We also recommend ...

- ✓ Windows 10 rather than 10S (on Microsoft devices)
- ✓ 16Gb internal storage
- ✓ Camera/Webcam
- ✓ Offline Functionality
- ✓ Protective case

*More details and FAQs about 1-to-1 and Digital Literacy can be found at gleneagle.org
Click on the "1-to-1" link under the Programs and Services tab, then scroll down to the bottom for a detailed document.

GLENEAGLE STUDENTS ARE ALWAYS SUPPORTED

- Teachers
- Administrators
- Counsellors
- Youth Workers
- Con X Leaders
- Learning Supports and Services Team
- Articulation Meetings



Gleneagle's Counselling Corner & IG Account



Learning Supports and Services

- ✓ Supporting students based on learning profile
- ✓ Supporting students as they build learning strategies and self-advocacy skills
- ✓ Working with classroom teachers to monitor progress and implement accommodations based on IEPs
- ✓ Sometimes students will be enrolled in Learning Centre as a scheduled block in lieu of an elective



Dept Head
Laura Stringer
lstringer@sd43.bc.ca

Articulation of Information:

Helping transition students from middle school to high school

General Meetings

In April, the Gleneagle counselling team meets with a team of teachers, counsellors, administrators, and other staff at the middle schools to discuss each incoming student in-depth.

Individualized Meetings

Also in April, the Gleneagle Learning Supports and Services team will meet with Grade 8 case managers to discuss students who have IEPs or who require extra supports.

Con X

Leadership students who support the Gleneagle school community throughout the year with special events and activities





What kind of
classes will I take
at Gleneagle?

Grade 9 Course Selection



Required courses:

English, Social Studies, Math, Science, Physical & Health Education, Career Education, and Digital Literacy (COL)



Elective courses:

Grade 9s choose three additional courses to fill their timetable



Alternate courses:

All students indicate three other potential courses they would be interested in, just in case!

We will automatically enroll all
grade 9 students in ...

Required Courses



Math 9

English 9

Social Studies 9

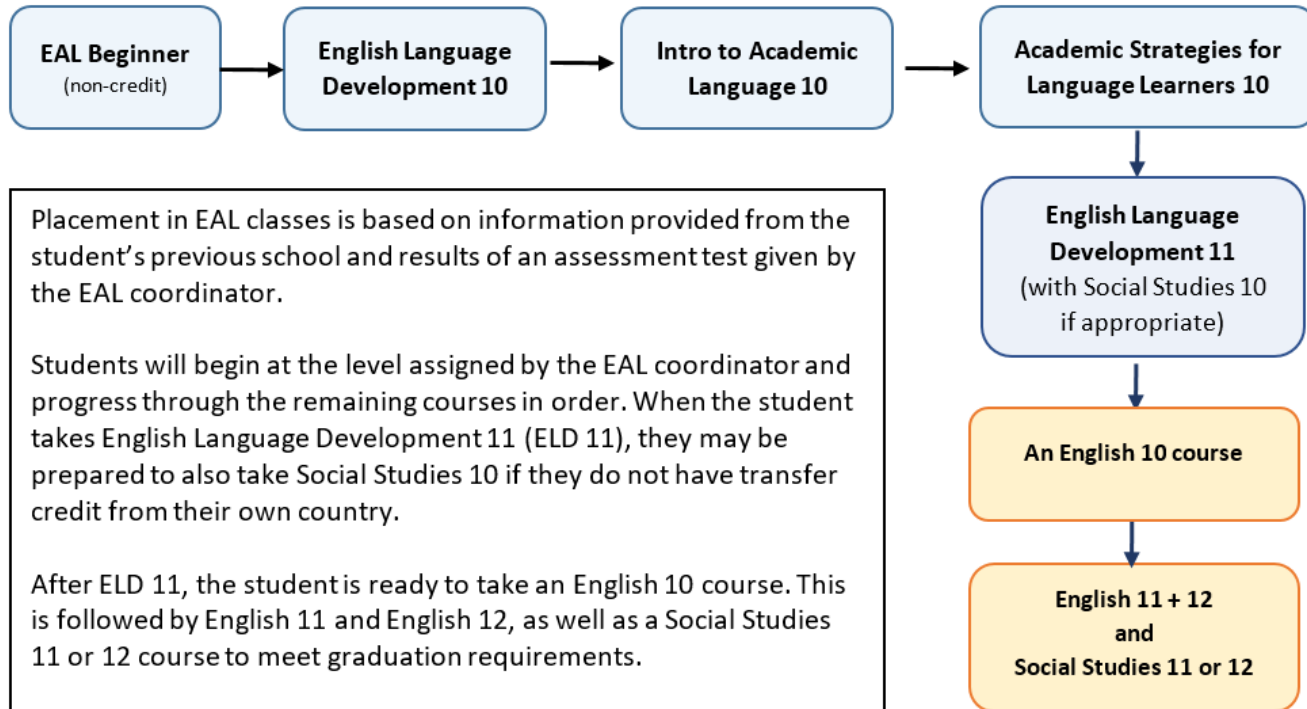


Science 9

PHE 9



English as an Additional Language (EAL)



**We will adjust
your schedule
later if you need
an EAL class.**

We will automatically enroll all
Grade 9 students in ...

Required Courses



Physical and Health Education 9

*If you choose **Band 9** as an elective, your PHE class will happen **every second day** all year, and alternate with your Band class

*If you are not in Band 9, your PHE class will happen every day for one semester



Career Education 9

This course does not take up a block in your timetable. The curriculum is delivered through your core academic classes. It covers topics of Personal Development, Connections to the Community, and Life and Career Plan.

We will automatically enroll all
Grade 9 students in ...



Required Courses

Digital Literacy 10 (COL)



This course does not take up a block in your timetable. The curriculum is delivered through your English, Science, Social Studies and PHE classes, along with special assemblies and regular assignments through MS TEAMS.

You will receive four (4) Grade 10 credits for successfully completing this course.

What kind of
electives can I
choose?



Elective Courses

Art



Ceramics & Sculpture 9

Graphic Arts 10

Visual Art 9

Photography 10



Marketing and Entrepreneurship 9

Learn about business principles, technology in marketing, brand recognition, 4 Ps of marketing, the psychology of consumers; online technologies to market, finance and measure business strategies



Elective Courses



Business Education

Keyboarding & Computer Applications 9

Level up your tech skills! Sharpen typing speed & accuracy, use MS Office and design theory to create eye-catching presentations, make polished documents and spreadsheets

Elective Courses



Home Economics



Food Studies 9

Learn the basics behind nutritious and delicious snacks and meals. There is an emphasis on healthy food choices but you also bake lots of sweet treats! You will cook approximately twice a week. Examine food from a personal, cultural and global context.



Media Design 10

Increase digital skills for graphic design, Photoshop, animation, advanced video editing, desktop publishing, 3D architecture, Adobe After Effects and more.

Elective Courses



Info Tech & Digital Media Arts

Elective Courses



Languages



French 9



Spanish 9

Gleneagle currently offers **two** languages up to the Grade 12 level. The courses shown here are appropriate for beginners with no previous experience (French 9 can be taken by complete beginners or those who have taken French 8).

You do not need a second language to graduate but **some** universities **may** require a language course for certain programs. SFU and UBC are currently removing their language 11 requirement for admission to most programs (SFU now, UBC in Sept 2026), but always check websites for confirmation.

If you already speak one of the languages offered, you may not take the Grade 9 course. Once you are in Grade 9, speak to the language teacher to be placed in the correct level for your Grade 10 year.

If you are fluent (oral and written) in a second language already, you can take the **language challenge exam** when you are in Grade 11 (only available for certain languages).

Elective Courses



Languages

If you do not take a language in Grade 9, you can pursue a language credit later by starting **French 9** when you are in Grade 10, or you may take **Intro Spanish 11** in Grade 10 or beyond. Intro 11 courses are fast-paced, condensed classes covering the main elements of both the 9 and 10 courses.

Languages

Mandarin Bilingual Program:

Students in the MB program take the following courses in high school:

Grade 9: Mandarin 11 MB

Grade 10: Mandarin 12 MB and Career Life Education 10 MB

Grade 11: Asian Studies 12 MB

Grade 12: Work Experience 12 MB

Please note that if you are in this Program of Choice, you are not eligible to apply for other Programs of Choice, such as TALONS or COAST, as their schedules run concurrently.



Elective Courses



Leadership

Leadership 10

Develop leadership and team-building skills; learn about group process, communication, organization, problem-solving and decision-making; organize, implement and evaluate student-oriented activities

Elective Courses

Beginner Guitar 11 (open to all grades)

Band 9

Choir 9*

Jazz Band 9*†

Vocal Jazz 9*†



Music

*Choir, Jazz Band, and Vocal Jazz take place **outside the timetable**. They do not count towards your required courses, so you still need to choose 3 other electives.

†Vocal Jazz and Jazz Band additional electives that require an **audition** and have limited space. Students wanting to join Vocal Jazz must also register in Choir 9. Students wanting to join Jazz Band must also register for Band 9. Email etrovato@sd43.bc.ca to arrange an audition.

Fitness & Conditioning 11: Aerobics

Designed to encourage both active and non-active teen girls to participate in a variety of fun-filled fitness and recreational activities. Try out Pilates, weight training, aerobics, hiking, yoga and more! Open to all grades, within the timetable as one of your three electives (you must still take PHE 9).

Fitness & Conditioning 11: Basketball

*An additional elective that takes place at 7:30 am **before school, 2-3 times a week all year**, for Grades 9-12 students, whether novice or experienced athletes. Improve fitness and skills specific to basketball, participate in sport-specific training, and develop leadership through classroom activities (you must still take PHE 9).

Elective Courses

Physical & Health Education



Drafting 9

Introduction to technical drawing with sketching, modelling, 2D and 3D drafting, computer animation, CADD, computer graphics and more

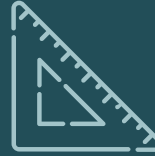
Technology Explorations 9

Explore all aspects of the shop, from tools and machinery to 3D printers and welding. Sample it all and then dive deeper into areas of interest, whether fixing things, crafting with wood or applying the principles of mechanical engineering.

Woodwork 9

Sketch, plan and produce cutting lists; progress from puzzles, toys and tableware to a perfect bookshelf, storage container or special project of your own

Elective Courses



Technology Education





Elective Courses



Theatre


Drama 9

Musical Theatre 10^{*†}

Theatre Production 10^{*}

*Musical Theatre and Theatre Production take place **outside the timetable**. They do not count towards your required courses, so you must still choose 3 other electives.

†Musical Theatre is **by audition** in September; spaces are limited.

A large mascot costume of a bald eagle with a white head, black body, and yellow beak and feet is lying on its back on a green lawn. The mascot's legs are bent and its feet are pointing upwards. In the background, there is a grassy field, a metal fence, a set of stairs, and a person in a blue shirt walking. A black text box with white text is in the top right corner, and another black text box with white text is at the bottom center.

What is there to
do outside of
class time?

This is Terry the Talon!

Past sports have included ...

- Badminton
- Basketball
- Cross-Country
- Field Hockey
- Field Lacrosse
- Golf
- Mountain Biking
- Netball
- Rugby
- Soccer
- Swimming
- Table Tennis
- Tennis
- Track & Field
- Water Polo
- Wrestling
- Volleyball
- Hockey

SPORTS



Check us out
on instagram!

@GleneagleAthletics



Past clubs have included ...

Anime	GSA
AP Study	International Comm
Astronomy	Knitting/Crochet
Baking	Knot
Book	Math Contest
Business	Math Help
Chess	Model UN
Chinese Culture	Outdoor
Debate	Pen Pal
Dragon Boat	Photography
FBLA	Programming Contest
Filming/Film Crew	RACC
Graphic Design	Rhythm Games
Green Team	Shelter Society
TcG Tabletop	Ski and Snowboard
Tennis	Social Advocacy

student-run CLUBS



GET INVOLVED!

There are lots of different ways to be a **well-rounded student**. Here are just some of the things that will be a part of your high school experience.



Clubs and Sports



**New friends and
communities**



Electives


**explore a new
subject, learn a new
skill, get out of your
comfort zone!**



**Citizenship,
leadership,
volunteer work**



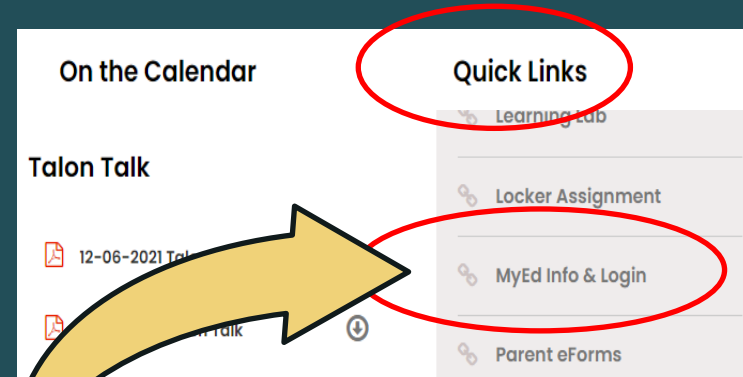
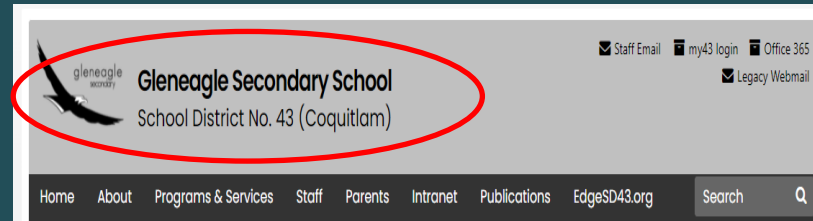
Academics



How do I choose
my courses?

MyEd BC!

1. Course selection is done online through the student's MyEd account (if you do not have access to MyEd, you will fill out a paper course selection form, found on our website under Quick Links → Course Planning & Info Videos).
2. We will automatically assign Grade 9 students to their 5 required courses (or EAL courses or Learning Centre if required).
2. Each student will choose three electives and three alternate (back-up) elective choices.
4. Parents can see what courses their student requested by looking in the Parent Portal of MyEd. For more information, go to www.gleneagle.org and look under **Quick Links → MyEd Info & Login**.



COURSE SELECTION PROCESS



The **Grade 9 course selection portal in MyEd** will be open **March 12th – 30th**. Grade 8 students will choose 3 electives and 3 alternate choices. Refer to our school [website under Quick Links → Course Planning & Info Videos](#) for documents listed below.

1. Follow the detailed instructions in the **Visual Guide** posted on the website, also in Slide 44.
2. Read descriptions of courses in the **Grade 9 Electives Booklet**. Check out the **videos** as well!
3. When choosing electives, choose something **YOU** want to take.
4. Be sure to add your **priority rankings** (1st, 2nd, 3rd) for your 3 electives and your 3 alternates.
5. If you change your mind, you can go back in and make changes **until Sunday, March 30th**.
6. You can see the full **Course Planning Booklet** for all grades in the same place on the website.

IMPORTANT DATES

January 24

Grade 8 Walkabout Tour for students who live in –catchment. Scott Ck and Summit will bring students here. In-catchment students who attend elsewhere arrange own transportation.

March 3-7

Cross-catchment decisions will be emailed to families.

March 10

Successful cross-catchment applicants will receive a **welcome email** from Gleneagle with instructions for choosing courses in MyEd or via course selection form on paper. The paper form will be posted on our website on March 12th, for those who do not have MyEd access.

March 11-12

Gleneagle counsellors will visit students at **Scott Ck, Summit and Moody** to start them on the course selection process in MyEd. Students who attend elsewhere will choose electives through MyEd or via paper form if necessary (form will be posted on our website March 12th).

March 30

Last day to enter course selection in MyEd portal or email completed paper form to your assigned counsellor:

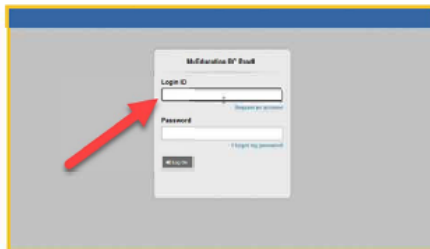
Last name A – H khenry@sd43.bc.ca

Last name I – P vbutterfield@sd43.bc.ca

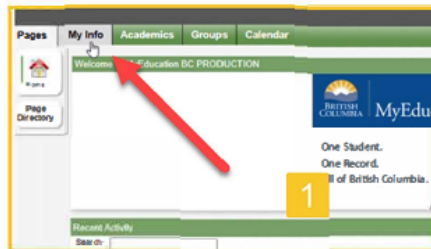
Last name Q – Z lbosello@sd43.bc.ca

Gleneagle Secondary - Gr. 9 Course Selection

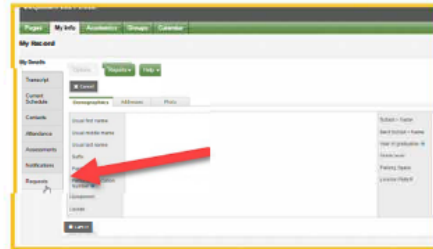
A Quick Visual Guide



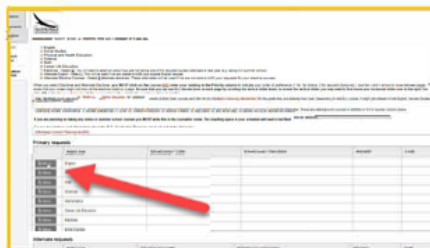
1 Go to MyEd from Chrome, Firefox, or Edge on a PC (not phone) and login with your 7 digit pupil number (not e-mail address or PEN).



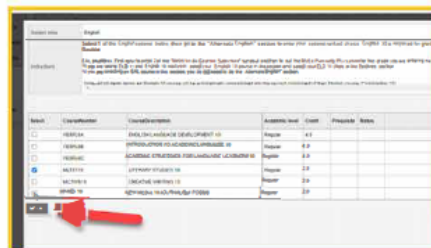
2 Click "**My Info**" in the top left corner.



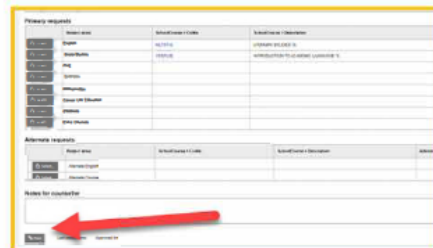
3 Click "**Requests**" from the bottom of the left sidebar.



4 **READ ALL INSTRUCTIONS!**
When you are ready, press "**Select**" beside the **Electives** section.



5 Use the < > arrows to go to each page.
Check the box next to the 3 electives you want and **add your priority ranking** to the right of the course title (1, 2, or 3). Once you have chosen and ranked 3 electives, click "OK".



6 Repeat for **Alternates** section.
Be sure to **select and rank 3 alternate choices** and click "OK". IF applicable, repeat for Additional Electives. Then click the "**Post**" button at the bottom left when you are all done.

Choose & rank electives and alternate electives with these steps!

< 1:10 | YESFL1B >

Select	CourseNumber	CourseDescription	Academic level	Credit	Prerequisite	Status	Priority
<input type="checkbox"/>	YESFL1B	ENGLISH LANGUAGE DEVELOPMENT 11	Regular	4.0			0
<input checked="" type="checkbox"/>	MVAST11	ART STUDIO 11	Regular	4.0			3
<input checked="" type="checkbox"/>	MVAD-11	STUDIO ARTS 2D 11 Drawing & Painting		4.0			1
<input type="checkbox"/>	MVAC-11	STUDIO ARTS 3D 11 Ceramics & Sculpture		4.0			0
<input checked="" type="checkbox"/>	MVAGA11	GRAPHIC ARTS 11	Regular	4.0			2
<input type="checkbox"/>	MVAPH10	PHOTOGRAPHY 10	Regular	4.0			0
<input type="checkbox"/>	MVAPH11	PHOTOGRAPHY 11*	Regular	4.0			0

9. When completing both the electives section and the alternate electives section, you must rank your requests. There are 2 important things to note:

A) Choose a course by clicking the box on the left so that you see a blue check mark.

B) Rank your choice by typing the number (1, 2, 3, 4) in the **'Priority'** column on the right side of the page to indicate your first choice, second choice, etc.

Make sure you see ALL the electives on each page with these steps!

The screenshot shows a web-based interface for selecting electives. At the top, a search bar contains '1:10 YESFL1B'. Below it is a table with columns: CourseNumber, CourseDescription, Academic level, Credit, Prerequisite, Status, Priority, and an empty column. The table lists several courses, including YESFL1B, MAST11, MAST12, MVAD-11, MVAD-12, MVAC-11, and MVAC-12. Annotations include: a red arrow pointing to the '>' button with a blue circle 'A'; a red circle 'B i)' with an arrow pointing to the horizontal scrollbar; a red circle 'B ii)' with an arrow pointing to the vertical scrollbar; and a red circle with text 'Then slide DOWN to reveal Graphic Arts 11 & 12 and Photo 11!' pointing to the vertical scrollbar. Another red circle with text 'First slide OVER to the right' points to the horizontal scrollbar. A final red circle with text 'This slider is NOT the right one!' points to the vertical scrollbar.

CourseNumber	CourseDescription	Academic level	Credit	Prerequisite	Status	Priority
YESFL1B	ENGLISH LANGUAGE DEVELOPMENT 11	Regular	4.0			0
MAST11	ART STUDIO 11	Regular	4.0			0
MAST12	ART STUDIO 12*	Regular	4.0			0
MVAD-11	STUDIO ARTS 2D 11 Drawing & Painting		4.0			0
MVAD-12	STUDIO ARTS 2D 12 Drawing & Painting		4.0			0
MVAC-11	STUDIO ARTS 3D 11 Ceramics		4.0			0
MVAC-12	STUDIO ARTS 3D 12 Ceramics & Sculpture		4.0			0

10. In the electives section and the alternate electives section, you will only see one page at a time.

****You might not see all the courses on each page at once**, depending on the size of your screen.

A) You will need to click through the pages using the **> and < arrows**.

B i) To check that you are seeing all the courses listed on any page, you must first go to the horizontal slider bar and slide over to the right.

B ii) This will reveal the vertical slider bar so that you can slide down to see the last few electives in the list.

THE FINAL STEP!

10. When you are finished with all your course requests, you **MUST click the 'Post' button** at the bottom of the page.

Notes for counsellor

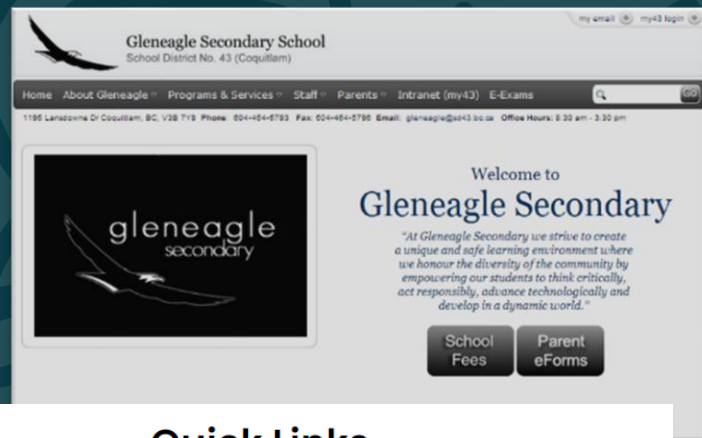


Last posted time: Approved time:

Note:

1. Be sure you have chosen and ranked 3 electives, and 3 alternates.
2. The section called "Additional Electives" is optional and you only fill this out if you wish to take an extra elective either before or after school.

www.gleneagle.org



School News

On the Calendar

Quick Links

There are currently no announcements.

[VIEW ANNOUNCEMENTS](#)

District News

Superintendent's Holiday Greeting

Superintendent holiday greeting 2022.pdf



Winter Music Concert

For the most up-to-date information, see the Gleneagle school website



Christmas Day

Career Centre

[Course Planning and Info Videos](#)

[Graduation Assessments \(Numeracy & Literacy\)](#)

[How to Pay Your Fees](#)

Stay in Touch!



Information is posted regularly on the **school app** and on the **school website** on the calendar and through announcements



September **start-up details** will be emailed to parents, and posted on the website and the school app, at the **end of August**

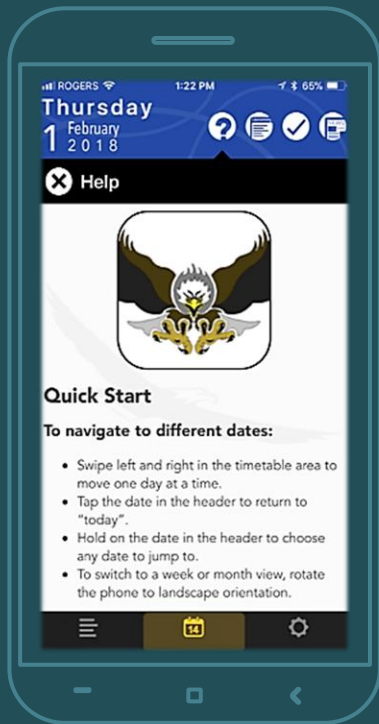


An **orientation session** for Grade 9 students will take place at the start of the school year; details will be put on the website and the school app in advance



Get the App!

Download the Gleneagle App to keep track of important school information



Search for **My School Day** in the App Store (iOS) or on Google Play (Android) and follow the in-app prompts

Detailed instructions can be found at gleneagle.org under Quick Links → Gleneagle App Info



WE LOOK FORWARD TO
HAVING YOU JOIN US
AT GLENEAGLE IN
SEPTEMBER 2025!



gleneagle.org



[@gleneaglesecondaryschool](https://www.instagram.com/gleneaglesecondaryschool)



[@glenstudentcouncil](https://www.instagram.com/glenstudentcouncil)



[@gleneagleathletics](https://www.instagram.com/gleneagleathletics)





QUESTIONS???