



GRADE 10 COURSE  
SELECTION PRESENTATION

For 2026-2027

Рәми сә:р

# YOUR COUNSELLING TEAM



**Mr. Kevin Henry**

If your last name starts with **A - H**



**Ms. Victoria Butterfield**

If your last name starts with **I - P**



**Ms. Leah Bosello**


If your last name starts with **Q - Z**



**Ms. Shawna Smith**

**International Contact  
& Indigenous Support**

# Presentation Sections



Graduation Requirements

Considerations for Course Selection

Required Courses (by subject and grade level)

Elective Courses (by department)

Course Selection & MyEd Instructions



Do you  
know what  
you need to  
graduate?

# OVERVIEW

## Required Courses (52 credits)

- ❖ English 10,11 and 12 12 credits
- ❖ Social Studies 10 and 11 or 12 8 credits
- ❖ a Science 10 and 11 8 credits
- ❖ a Math 10 and 11 8 credits
- ❖ Physical & Health Education 10 4 credits
- ❖ AE or ADST 10 or 11 or 12 4 credits
- ❖ Career Life Education 10 4 credits
- ❖ Career Life Connections 12 4 credits
- ❖ Indigenous-focused course 10 or 11 or 12  
(minimum 4 credits, may come from an area listed above or from an elective area)
- ❖ Literacy Assessment 10 and 12
- ❖ Numeracy Assessment


## Electives in Gr. 10, 11, 12 (28 credits)

**TOTAL 80 CREDITS**

# Fine Arts & Applied Skills credit requirement

---

At least **one** of your courses at either the **Grade 10, 11, or 12** level must be designated as either an Arts Education (AE) course or an Applied Design, Skills & Technology (ADST) course. These courses are listed by grade level at [www.curriculum.gov.bc.ca/adst](http://www.curriculum.gov.bc.ca/adst) and [www.curriculum.gov.bc.ca/arts-education](http://www.curriculum.gov.bc.ca/arts-education)



Examples of **AE** and **ADST** courses could include, but are not limited to:

Yearbook 10, Graphic Arts 12, Marketing 11, Culinary Arts 10, Food Studies 12, Band 10, Choir 11, Animation 11, Drama 12, Interpersonal & Family Relationships 11, Automotive Technology 11, Theatre Production 10

# Provincial Assessments

---



**Students must complete one Numeracy Assessment and two Literacy Assessments.**

- ❖ The Numeracy Assessment and the Literacy 10 Assessment are completed in your Grade 10 year.
- ❖ The Literacy 12 Assessment is completed in your Grade 12 year.
- ❖ Assessment sessions this school year are in November, January and April.
- ❖ In your Grade 10 year, you will automatically be registered for the Literacy 10 if you are taking English 10 during that year, and for the Numeracy 10 assessment if you are taking Math 10 during that year. The assessments are usually scheduled in January, during our semester turnaround week.



What should  
you consider  
when choosing  
your courses?

# Things to keep in mind



- ❖ All students need a **minimum of 8 courses** in their timetable; some are required and some you will choose yourself.

## **Browse the Course Planning Booklet.**

This is essential in order to understand what the course is about, and whether you are eligible to take it, so that you can make informed choices.

## **Make use of the MyEd planning worksheet.**

You should do this to ensure you are prepared to enter your course choices correctly in MyEd.

- ❖ **Grade 10s take 6 required courses + 2 electives**

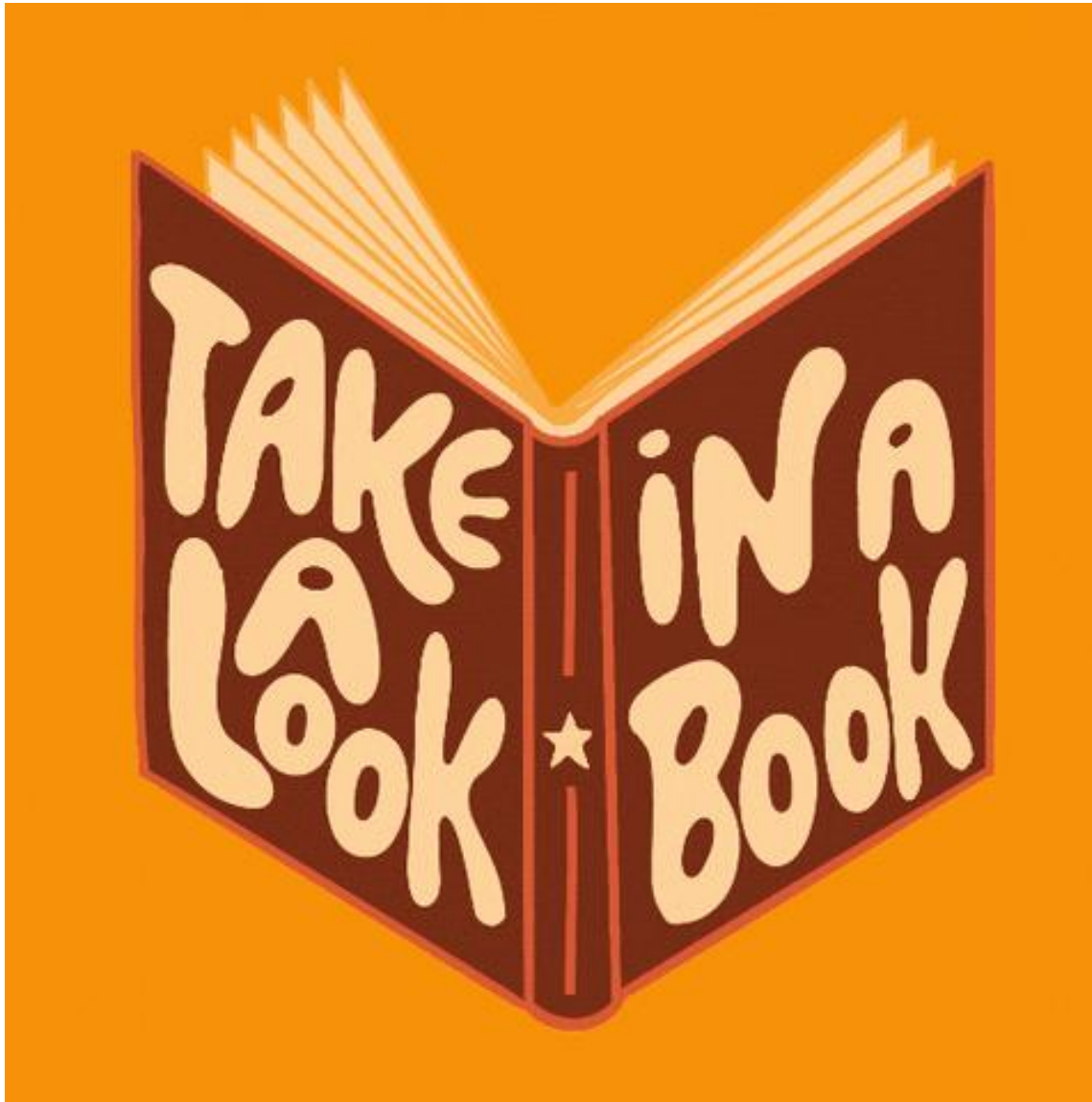
- ❖ **Consider trying new electives; you might discover a new skill, interest, or career trajectory.**

- ❖ Talk with our **Post-Secondary and Career Advisor**, Ms. Milde, about resources that can help you explore career options. You can also view the Career Centre page at [gleneagle.org](http://gleneagle.org) under the *Programs & Services* tab.

**MS.MILDE**



- ❖ Remember to keep your **graduation requirements** AND your **future goals** in mind when choosing courses. It's important to think ahead!



Required Courses

01

ENGLISH

# English Requirements

---


ENGLISH

*all students take ...*

1. an **English 10**
2. an **English 11** (either Composition 11 or Creative Writing 11)
3. an **English 12** (either First Peoples 12 or English Studies 12)

**ALL THREE LEVELS ARE NEEDED TO  
GRADUATE!**

# Grade 10s



ENGLISH

All students must take English Composition 10 (worth 2 credits), combined with English Literary Studies 10 (worth 2 credits). This creates your English 10 course, worth 4 credits.

English Composition 10  
(2 credits)



English Literary Studies 10  
(2 credits)

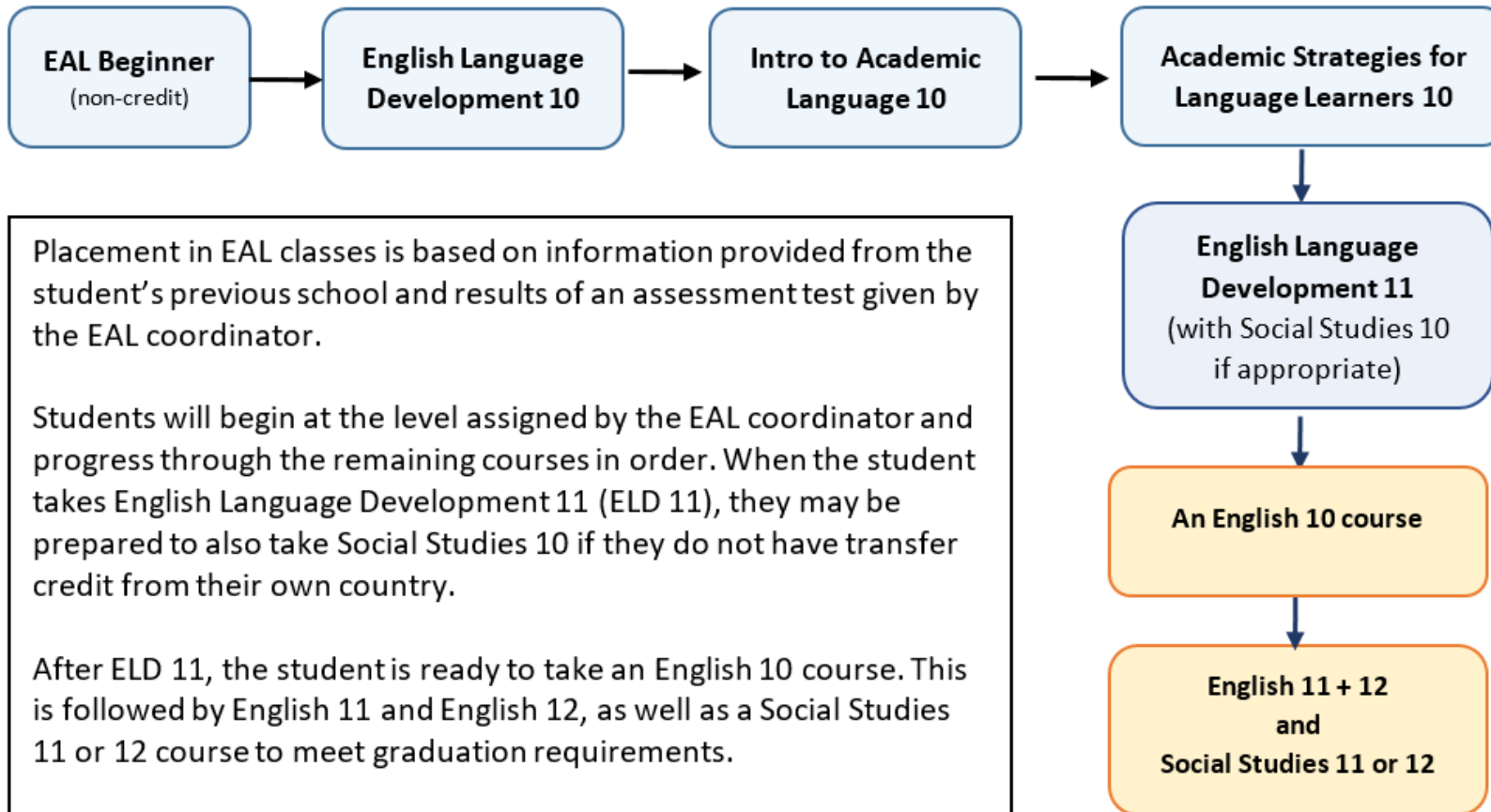


English 10 course (4 credits)

Students taking **Band 10** will alternate with PHE 10 (not English 10).

# English as an Additional Language (EAL)

ENGLISH



### \*\*\* IMPORTANT \*\*\*

EAL students MUST refer to page 2 of 'Steps to do Course Selection' and then fill out their MyEd planning worksheet. This is necessary so that they know which EAL courses to request and where to correctly enter their requests in MyEd.



Required Courses

02

**MATH**

---

# Grade 10s

All students must take a Math 10 course. Check the Course Planning Booklet for descriptions and to see which Math 10 course is appropriate for you. Keep post-secondary plans in mind. If you have already taken Math 9, you can also ask your teacher for their recommendation.

**Choose one of:**

**A**

Foundations of Math &  
Pre-Calculus 10

**B**

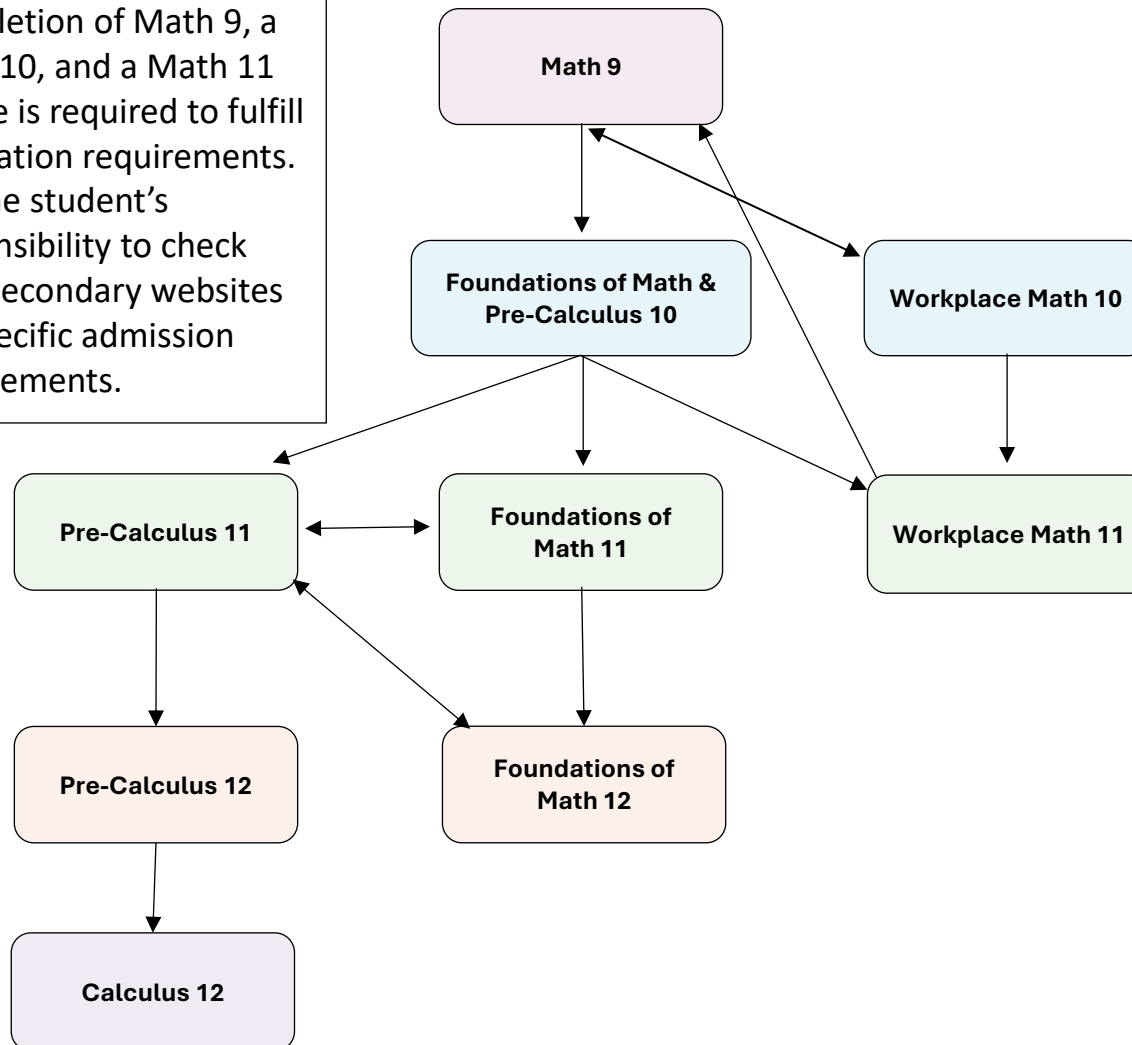
Workplace Math 10



# MATH

# MATH

Completion of Math 9, a Math 10, and a Math 11 course is required to fulfill graduation requirements. It is the student's responsibility to check post-secondary websites for specific admission requirements.



Workplace Math 10 leads to Workplace Math 11. \*YES! You can go directly from high school to college and some trades programs with Workplace Math 11\*.

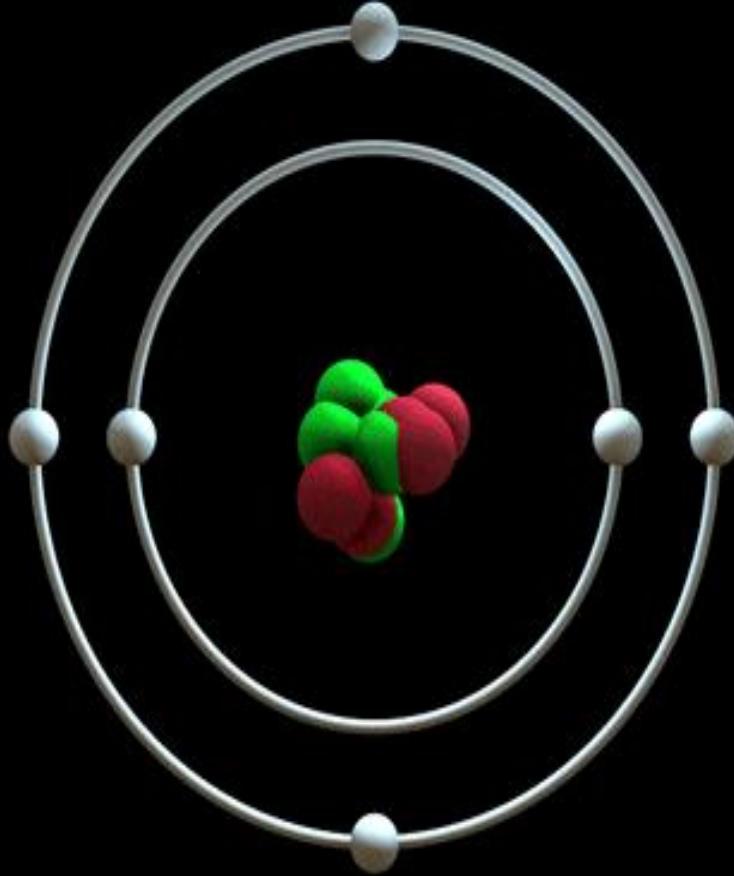
However, you cannot go directly from high school to university with Workplace Math 11. It is an option to upgrade your math at college and then transfer to university, based on your college marks.

Foundations & PreCalculus 10 can lead to any of the 3 different options for Math 11.

6

C

Carbon  
12.011  
p:6  
n:6



Required Courses

03

**SCIENCE**

---

# Science Requirements

---

SCIENCE

*all students take ...*

1. a **Science 10**
2. a **Science 11** (one of five options)

**BOTH 10 and 11 ARE NEEDED TO GRADUATE!**

Students may also choose any of the three Science 12 electives, as long as they have completed any listed Foundation courses (check the Course Planning Booklet).





Required Courses

04



# SOCIAL STUDIES

---

# Social Studies Requirements

## Overview

*all students take ...*

1. **Social Studies 10**
2. **Explorations in Social Studies 11**

**OR**

a **Social Studies 12** (at least one of the six options)

Once a student has completed Social Studies 10, they may take Explorations in Social Studies 11 **OR** go directly to one of the Social Studies 12 options.

**BOTH #1 and #2 ARE NEEDED TO GRADUATE!**

# Physical & Health Education 10 & Career Life Education 10

---


PHE 10 and CLE 10 are required courses for graduation; all Grade 10s must take them both.



**Grade 10s** taking **Band 10** need to write **PHE 10: Band** on their MyEd planning worksheet. Band and PHE classes take place on alternating days all year.



# ELECTIVE COURSES



# Choosing Electives

ELECTIVES

*in a typical schedule ...*

- ❖ Grade **10s** choose **2 electives**
- ❖ All students list **4 alternates**



## Overview

1. List your electives in priority order on the MyEd planning worksheet.
2. Ensure you are eligible to take the course - check the Course Planning Booklet to see which grade levels are eligible to take each course and if there are any Foundation requirements.
3. **You MUST list 4 alternates.** Choose them thoughtfully as they will end up in your timetable if one of your first choices is not available. Do NOT list courses you had already listed as a primary request, and only choose alternates for which you already have the Foundation requirements!

# ART ELECTIVES



Artistic Crafting & Textiles 11

Art Studio 10

Graphic Arts 10 & 11

Studio Arts 2D 11

Studio Arts 3D 11-  
Ceramics

Photography 10 & 11

Yearbook 10



\***Yearbook** is now offered INSIDE the timetable and is a semester 1 course.


# BUSINESS EDUCATION ELECTIVES

---

Business Computer Applications 11

Marketing & Promotions 11

Accounting 11



# HOME ECONOMICS ELECTIVES

---

Food Studies 10

Culinary Arts 10

Interpersonal & Family Relationships 11

Child Development & Caregiving 12



# INFO TECH & DIGITAL MEDIA ARTS ELECTIVES



---

Media Design 10 & 11

Digital Film Making 11

Computer Programming 11

Animation 11(2D)



Chess 11

# LANGUAGE ELECTIVES

A second language is NOT required for graduation.  
Note: SFU and UBC no longer require a Language 11 for admission but always check post-secondary requirements carefully!

**Note:** If you already speak one of these languages and want to request a course, you must see the language teacher for an assessment BEFORE choosing which level to take.

French 9, 10, 11 and 12



Intro Spanish 11; Spanish 10, 11 and 12



**Note:** French 12 and Spanish 12 are offered every second year. The next course date for these language 12 courses is February 2027, and then February 2029 after that.

# LANGUAGES: Mandarin Bilingual Program (MB)

---



- Students in the MB Program must take specific courses at each grade level.
- These courses are listed in the appropriate sections of the course entry portal in MyEd.

Only students in the MB program may take these courses. They will be listed in the electives section of MyEd.

For the 2026-27 school year, the courses will be as follows:

- ❖ Grade 10 students take Mandarin 12:MB

# LEADERSHIP ELECTIVES

---

## Leadership 10

This course is within the timetable and open to students who did not already take it in their Grade 9 year.


## Athletic Leadership 10

This course is an EXTRA elective and takes place OUTSIDE the timetable. You still need 8 courses in the timetable. See the Course Planning Booklet for details or speak with Mr. Comeau for more information.



# MUSIC ELECTIVES

---



\***Choir, Jazz Band, and Vocal Jazz** take place outside of the timetable and count as a **9<sup>th</sup> course**. You still need 8 other courses within the timetable.

Beginner Guitar 11

Choir\* 10

Vocal Jazz \*† 10  
(must also request Choir as an elective)

Band 10

Jazz Band \*† 10  
(must also request Band as an elective)

†**Jazz Band** and **Vocal Jazz** are by audition. Email [etrovato@sd43.bc.ca](mailto:etrovato@sd43.bc.ca) to arrange an audition; spaces are limited.

# PHYSICAL AND HEALTH EDUCATION ELECTIVES



\*Optimizing Athletic Performance 11

Fly Fishing 11

\*Fitness & Conditioning 11 & 12:  
Basketball

Fitness & Conditioning 11 & 12:  
Aerobics

**\*Fitness & Conditioning: Basketball and  
\*Optimizing Athletic Performance 11** take place outside of the timetable (before school at 7:45 am) and count as a **9<sup>th</sup> course**. You still need 8 other courses within the timetable! Basketball is daily in Sem 1, while OAP is alternate days all year, so it is not possible to do both. \*Note: OAP has a \$100 course fee.



# Fly Fishing 11

Classroom instruction, field trips, and hands-on experience, from tying flies and casting to environmental conservation.

Students will be supplied with rods, reels and lines if they do not have access to their own. Students over the age of 16 will need to obtain a BC Freshwater Angling license. There is a course fee of \$75.



Mr. Cirillo in a magazine article!



## Launching The Next Generation Of Fly-Fishing Conservationists

By Randy Shore

PR & Communications Specialist

**W**hen the fly-fishing bug takes hold, you are hooked for life. Coquitlam teacher Lorenzo Cirillo has instructed more than 100 young fly fishers, at first as the sponsor of a fly-fishing club for students at a local middle school, and more recently as the instructor of the for-credit elective course Fly Fishing 11, which he introduced at Glenagele High School.

It's safe to say, the kids are hooked, just as he was from a young age.

When he was a child, Cirillo's father set him up with a wet fly and a spinning reel.

"I would throw it out there and I guess you could call it fly fishing," said Cirillo, who is a member of the Totem Fly Fishers. "But when I finally saw it done for real, well, my next pay cheque went to a fly rod and the cheque after that I bought waders."

Many of his students have the same reaction to his locally developed course.

"I have a huge community of former students who text me and send me fishing pictures," he said. "The really gratifying thing is the connections I've made with these kids, even after they're out of school. They are on a life-long adventure."

Fly Fishing 11 sets the hook in his teen pupils with fly-tying technique and casting instruction but reels them in with



Lorenzo's fly-fishing students develop a life-long love for the outdoors.



Teacher Lorenzo Cirillo.

# TECHNOLOGY EDUCATION ELECTIVES

---

Technology Explorations 10

Woodwork 10



# THEATRE ELECTIVES



Drama 10

Theatre Production\* 10

Musical Theatre\* 10  
(by audition in September)

**\*Note: Musical Theatre** and **Theatre Production** are outside of the timetable and count as a **9<sup>th</sup> course**. These courses take place after school twice a week for the full year. You still need 8 other courses within the timetable.

COURSE  
SELECTION &  
MYED  
INSTRUCTIONS



# Things to Think About

1. **Consider:**

- graduation requirements
- future goals
- post-secondary plans
- personal interests




2. Research **admission requirements** to any programs you are considering.
3. Browse the **Course Planning Booklet** and list any courses that catch your interest; make sure you are eligible to take them.
4. Select the required courses at your grade level.
5. Choose electives that allow you to both explore your current interests and discover new ones.
6. You must fill out your **MyEd planning worksheet** before entering your requests!

# Student Transcripts Service (STS)

Follow these steps to access your transcript online:

1. Find your Personal Education Number (**PEN**) in your MyEd account. Get your BCeID by going to <https://www.bceid.ca/register> and follow the prompts to register for a **Basic BCeID** account. Then follow the instructions to register for the **Student Transcripts Service (STS)**.
2. When the confirmation email arrives, click on the activation link to **complete the student transcript registration**. You can then log into the service anytime by going to the STS website at [www.studenttranscripts.gov.bc.ca](http://www.studenttranscripts.gov.bc.ca) and selecting '**Returning User**'.
3. **Log into the Student Transcript Service** to see your transcript. This record will show all the Grade 10 to 12 level courses you have completed, with your final marks, as well as the results of any Numeracy or Literacy Assessments.
4. Lastly, **print out the Graduation Requirements Worksheet** from the school website (Quick Links → Course Planning & Info Videos). Use this to determine which courses you still need to take.

B.C. GRADUATION PROGRAM		* <b>bold print</b> indicates specific requirements for graduation	
Grade 9	Grade 10	Grade 11	Grade 12
English 9	<b>an English 10</b>	<b>an English 11</b>	<b>an English 12</b>
Math 9	<b>a Math 10</b>	<b>a Math 11</b>	Elective 12
Science 9	<b>Science 10</b>	<b>a Science 11</b>	Elective 12
Social Studies 9	<b>Social Studies 10</b>	<b>Social Studies 11 (or 12)</b>	Elective 12
PHE 9	<b>Physical &amp; Health Ed 10</b>	Elective 10/11/12	<b>Indigenous-Focused Course 10/11/12</b>
Elective 9	<b>Career Life Education 10</b>	Elective 10/11/12	Elective 10/11/12
Elective 9	Elective 10/11/12	Elective 10/11/12	Elective 10/11/12
Elective 9	Elective 10/11/12	Elective 10/11/12	Elective 10/11/12
<i>ADDITIONAL REQUIREMENTS (outside timetable):</i>			
Career Education 9	<b>Numeracy Assessment*</b>		<b>Career Life Connections 12 (CLC)</b>
Digital Literacy 10	<b>Literacy 10 Assessment*</b>		<b>Literacy 12 Assessment*</b>

\*At least 80 credits **total** from Grades 10-12 courses (each course is 4 credits); Digital Literacy 10 counts 

\*At least 16 credits are from Grades 12 level courses (must include English Studies 12 OR English First Peoples 12) (may also include a Social Studies 12 & CLC 12)

\*At least 28 credits from Grades 10-12 elective courses

\*At least 4 credits from an Indigenous-focused course such as BC First Peoples 12, or English First Peoples 10 or 12 (starting in the 2023-24 school year)

\*At least 4 credits from a Grades 10-12 Arts Education (AE) OR Applied Design, Skills & Technologies (ADST) course

\*Grade 9 courses are foundational prerequisites for Grade 10-12 offerings. Career Ed 9 is embedded within other Grade 9 courses. Digital Literacy 10 is also embedded as well as some online assignments through MS Teams.

# Graduation Requirements Worksheet (located on the school website under Quick Links → Course Planning & Info Videos)

# MyEd Planning Worksheet

IMPORTANT!



1. Print out the **MyEd planning worksheet** from the school website (Quick Links → Course Planning & Info Videos) for the grade you will be entering next year. Follow the instructions on the worksheet to plan what courses you want to take. THIS MUST BE DONE **before** entering your course requests in MyEd.
2. EAL students must also refer to page 2 of the document on the school website called Course Selection: Detailed Instructions (Quick Links → Course Planning & Info Videos). Follow these instructions carefully to ensure you have the correct courses entered for EAL on your MyEd planning worksheet, and in the correct sections.
3. Make a note of any courses you plan to take **online or in summer school**, and plan accordingly when choosing courses for next year. Note: if you change your decisions about online/summer school courses at any time, you must notify your counsellor immediately.

# Summer School



## SUMMER SCHOOL

- ❖ Typically offers Grade 10-12 academic courses that are required for graduation. Their website will be updated soon with 2026 offerings
- ❖ Registration for Grade 10-12 full credit courses, and for Skill Building courses, is between **April 28th-May 4th, with a lottery draw on May 8th**.
- ❖ Check their website frequently for updates: [SD43 Summer Learning](#)
- ❖ Keep counsellors informed about ANY changes to summer school plans as this may require a change to your schedule for next year (e.g., if you indicate now that you will be taking a course and later decide against registering, or if you decide upon a summer school course after you have done course selection etc.)
- ❖ If you do not pass your summer school course, we will try to accommodate adding it to your schedule next year (space permitting). If you pass your summer school but are not happy with your mark, we are generally not able to accommodate repeating it for a higher mark.

# Course Planning Booklet

## COURSE PLANNING BOOKLET

As you fill out the **MyEd planning worksheet**, you must refer to the **Course Planning Booklet** so that you understand what each course is about.

Check if any Foundation courses are required. In MyEd, any course with an asterisk (\*) after the title, has a Foundation requirement so you must ensure you have met that requirement before choosing the course.

Please be aware that if you choose two courses where one must follow the other (e.g., Spanish 10 for first semester and Spanish 11 for second semester), this can make your schedule less flexible, so it may be difficult to get all the other courses you request. Sequential courses are also not useful as alternates!

**Note:** if you are looking for information about a specific course in the booklet, page 2 has links to each subject department, while page 3 has links to each individual course (listed alphabetically).

Access the Course Planning Booklet on the school website under Quick Links → Course Planning & Info Videos, or get it directly by scanning the QR code here:



## MYED PLANNING WORKSHEET for students going into Grade 10

<b>UIRED Grade 10 courses:</b> All students must take these six core subjects. *If you take one of <u>elsewhere</u> (e.g., summer school or online) you must fill that space with an elective course.	<b>COURSE NAME</b>
<b>English 10</b> All students select Literary Studies 10 for two credits. It will be combined with Composition 10 to create a <u>four credit</u> course. → <u>EAL Students</u> : *see page 2 of "Course Selection: Detailed Instructions" (QR code above) for details on where to write your EAL courses on this sheet. This determines how you enter courses into MyEd.	_____ /Composition 10
<b>Social Studies 10</b>	_____
<b>Physical &amp; Health Education 10</b> →Students who choose <u>Band 10</u> as an elective on line 7 or 8 below must choose "PHE 10: Band"	_____
<b>Science 10</b>	_____
a <b>Math 10</b> option	_____
<b>Career Life Education 10</b>	_____

Planning on taking courses in **SUMMER SCHOOL**? List them here:

1. \_\_\_\_\_

2. \_\_\_\_\_

Planning on taking courses **ONLINE**?

1. \_\_\_\_\_

2. \_\_\_\_\_

## MYED PLANNING WORKSHEET for students going into Grade 10

ELECTIVE courses: List these in <u>priority order</u> .		COURSE NAME
7	Elective #1	
8	Elective #2	
9	Alternate Elective Course #1 (You MUST choose four alternate courses!)	
10	Alternate Elective Course #2	
11	Alternate Elective Course #3	
12	Alternate Elective Course #4	
<p><b>EXTRA courses OUTSIDE the regular timetable:</b> These <u>optional</u> courses can be taken in <u>addition</u> to your 8 required courses. Some have specific requirements (e.g., registration in other courses, evening time commitments, and/or auditioning), so read the descriptions carefully!</p> <p><u>Grade 10 students can choose from the following:</u>            Athletic Leadership 11, Fitness &amp; Conditioning 11: Basketball, Choir 10, Musical Theatre 10, Theatre Production 10, Jazz Band 10, Vocal Jazz 10</p>		
13	Extra Elective Course (Outside Timetable) #1	
14	Extra Elective Course (Outside Timetable) #2	

Alternates must not be courses already listed as primary requests!

# Submitting your requests



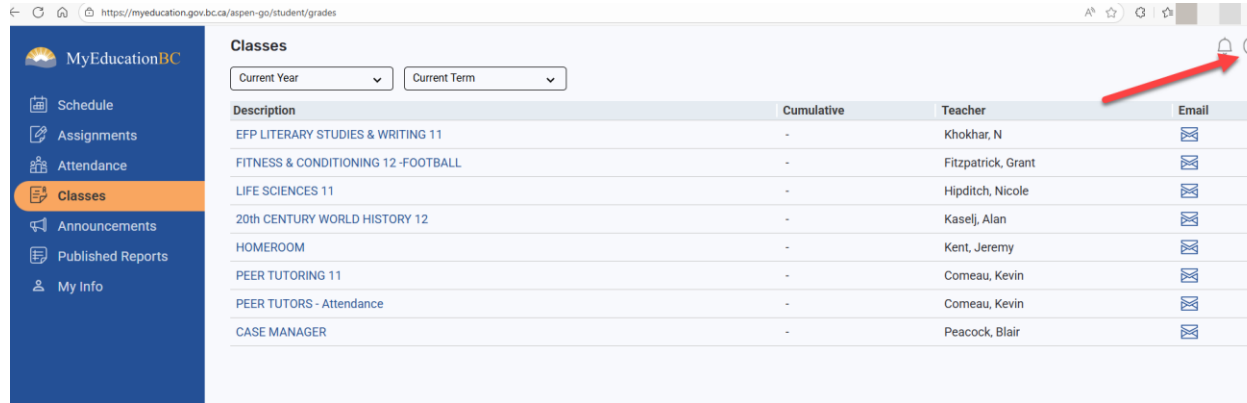
MyEd INSTRUCTIONS

Follow these steps to submit your course selection:

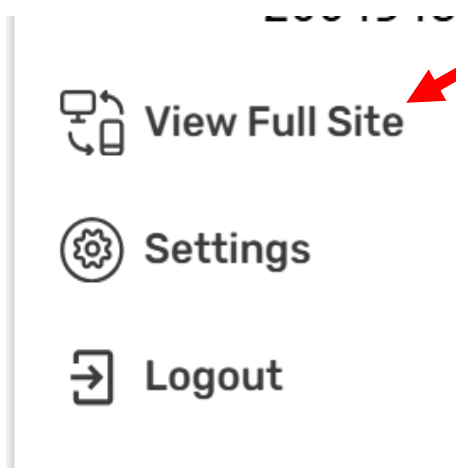
1. Log into your student MyEd account to enter your course requests. You cannot do it through your parents' account. This must be completed **between Wednesday (4:00 pm), January 28<sup>th</sup> and Friday, February 6<sup>th</sup>**. MyEd works best on a computer, not a phone. If you are having difficulty, try a different browser.
2. The following slides explain how to enter course requests into MyEd.
3. **Parents/Guardians** should log into their parent portal of MyEd to confirm which courses their student has requested (under 'schedule' then 'requests').
4. If you have any trouble logging into MyEd, contact the main office for assistance at [gleneagle@sd43.bc.ca](mailto:gleneagle@sd43.bc.ca). Counsellors are not able to access your account.



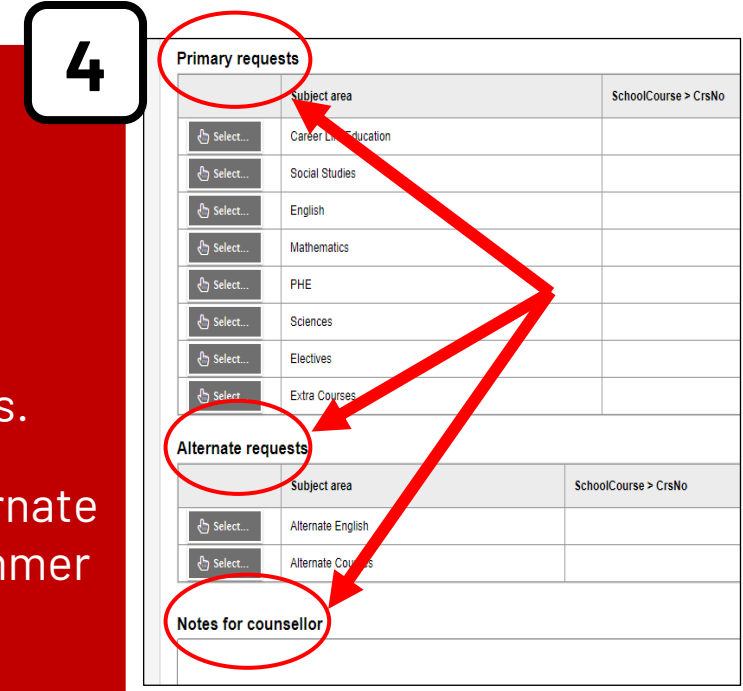
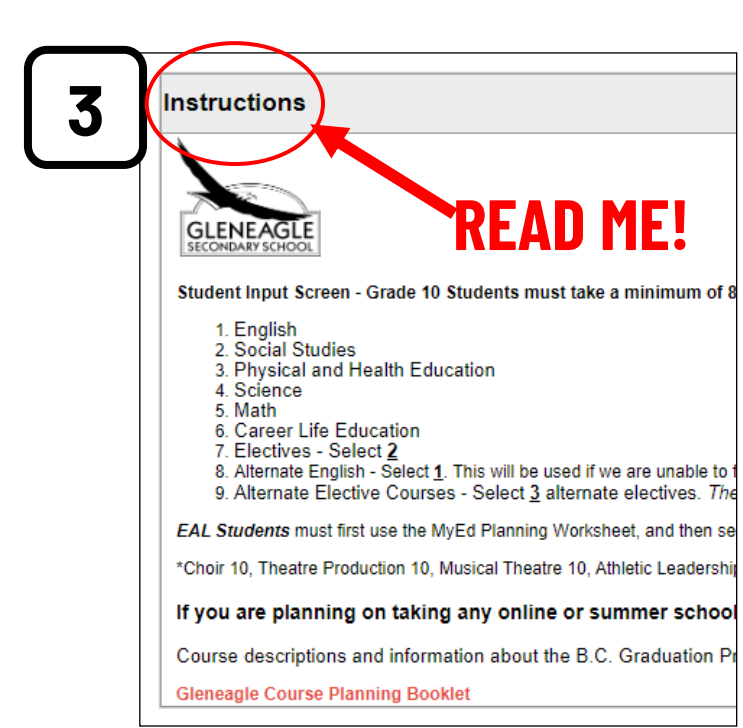
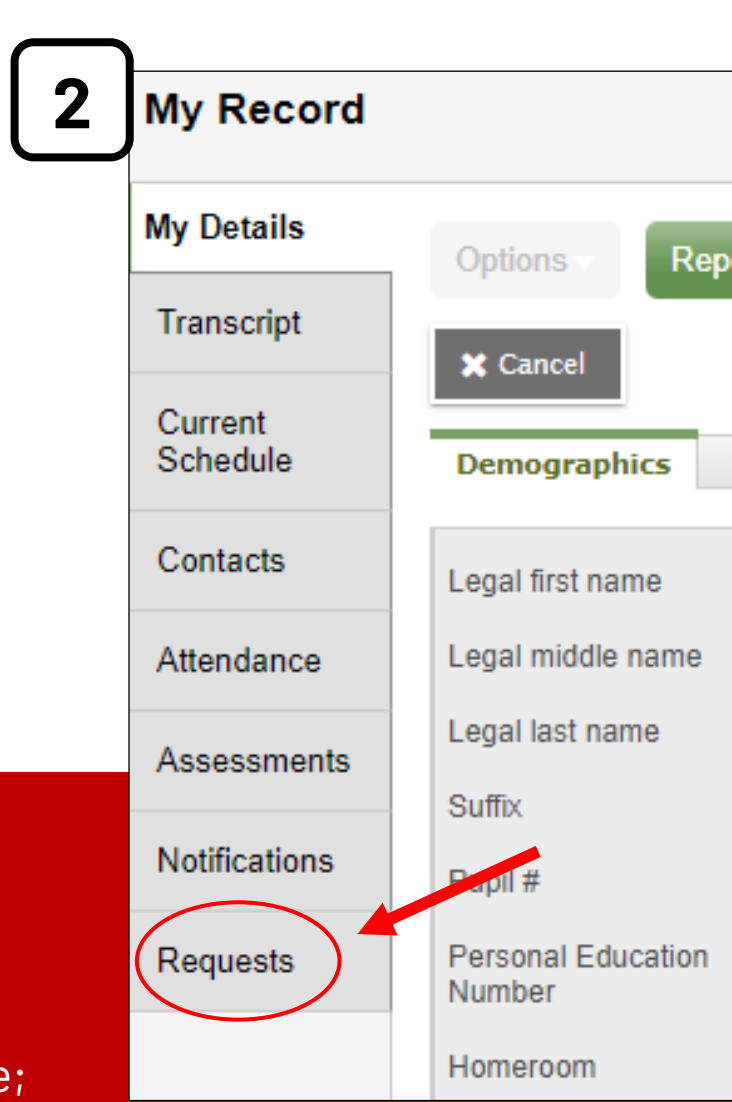
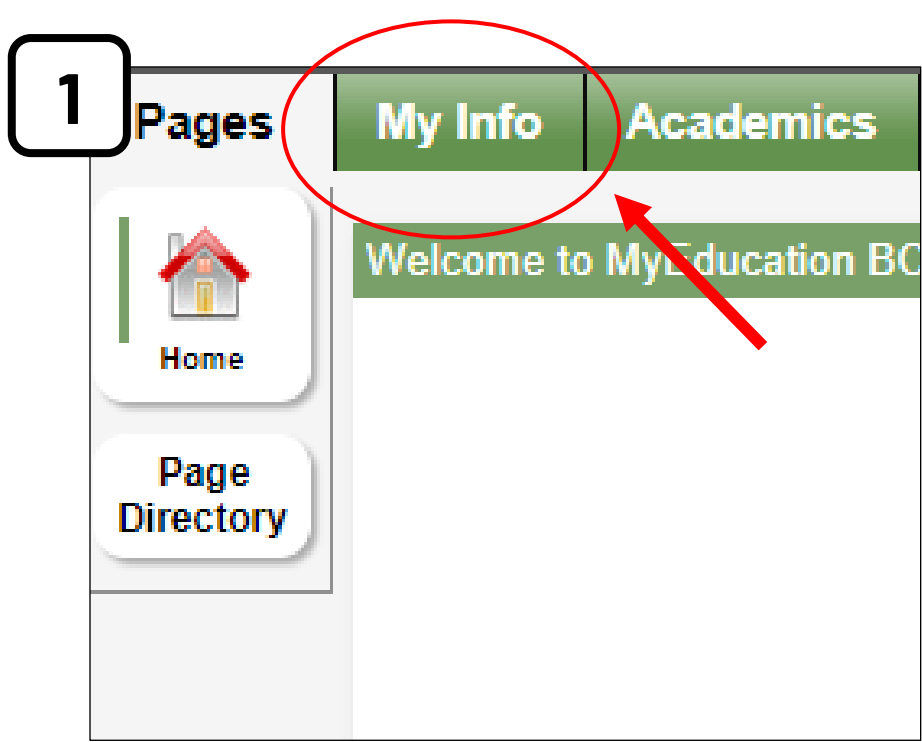
When you log into MyEd, you will see a new home screen in blue (as of January 2026).  
1. Go to the **top right corner** and **click on the profile icon**, next to the notification bell.



2. Then click on **“view full site”**. This will take you to the familiar green website that you need!



**Now** you are ready to follow the instructions on the following slides.



1. Click on **My Info**.
2. On the next page, click on **Requests** (at the bottom of the menu on the left side).
3. This will bring you to the **Instructions** page; read the instructions carefully before scrolling down to begin entering your requests.
4. You will now see the **Course Request** section, divided into primary requests, alternate requests, and additional notes (e.g., for letting your counsellor know about your summer school/online course plans).

5

Primary requests			
	Subject area	SchoolCourse > CrsNo	SchoolCourse > Description
<input type="button" value="Select..."/>	Career Life Education	MCLE-10	CAREER LIFE EDUCATION 10
<input type="button" value="Select..."/>	Social Studies	MSS--10	SOCIAL STUDIES 10
<input type="button" value="Select..."/>	English		

6

Alternate requests	
	Subject area
<input type="button" value="Select..."/>	Alternate English
<input type="button" value="Select..."/>	Alternate Courses

7

Notes for counsellor

Hi, I am going to take Math 10 in summer school.

8

Select	CourseNumber	CourseDes
<input type="checkbox"/>	YESFL0A	ENGLISH L
<input type="checkbox"/>	YESFL0B	INTRODUC
<input type="checkbox"/>	YESFL0C	ACADEMIC
<input checked="" type="checkbox"/>	MLTST10	LITERARY
<input type="checkbox"/>	MCTWR10	CREATIVE
<input type="checkbox"/>	MNMD-10	NEW MEDI

5. Start with your **Primary Requests**. For each subject area, click on the **Select** button and carefully read the instructions in the box that pops up. Choose the appropriate course and click **OK**. In the example above, we have already entered the CLE 10 and Socials 10 options and are ready to choose an English option.

6. Be sure to do the same process for each listed option in the **Alternate Requests** section. The selections shown will depend on your grade level. \*Note: All of your requests for electives and alternate electives must be **ranked in priority order**. Detailed instructions are on the next slide.

7. If you are planning on taking any courses online or in summer school, you must write these plans in the '**notes for counsellor**' section.

8. If you change your mind about a selection, you can go back and click the blue check mark again to remove it. Make sure to **click OK again** once you enter your new choice.

9

## Choose & rank electives and alternate electives with these steps!

Select	CourseNumber	CourseDescription	Academic level	Credit	Prerequisite	Status	Priority
<input type="checkbox"/>	YESFL1B	ENGLISH LANGUAGE DEVELOPMENT 11	Regular	4.0			0
<input checked="" type="checkbox"/>	MVAST11	ART STUDIO 11	Regular	4.0			3
<input checked="" type="checkbox"/>	MVAD-11	STUDIO ARTS 2D 11 Drawing & Painting		4.0			1
<input type="checkbox"/>	MVAC-11	STUDIO ARTS 3D 11 Ceramics & Sculpture		4.0			0
<input checked="" type="checkbox"/>	MVAGA11	GRAPHIC ARTS 11	Regular	4.0			2
<input type="checkbox"/>	MVAPH10	PHOTOGRAPHY 10	Regular	4.0			0
<input type="checkbox"/>	MVAPH11	PHOTOGRAPHY 11*	Regular	4.0			0

9. When completing both the electives section and the alternate electives section, you must rank your requests. There are 2 important things to note:

A) Choose a course by clicking the box on the left so that you see a blue check mark.

B) Rank your choice by typing the number (1, 2, 3, 4) in the '**Priority**' column on the right side of the page to indicate your first choice, second choice, etc.

10

# Make sure you see ALL the electives on each page with these steps!

CourseNumber	CourseDescription	Academic level	Credit	Prequisite	Status	Priority
YESFL1B	ENGLISH LANGUAGE DEVELOPMENT 11	Regular	4.0			
MAST11	ART STUDIO 11	Regular	4.0			
MAST12	ART STUDIO 12*	Regular	4.0			
MVAD-11	STUDIO ARTS 2D 11 Drawing & P					0
MVAD-12	STUDIO ARTS 2D 12 Drawing					0
MVAC-11	STUDIO ARTS 3D 11 Ceramic					0
MVAC-12	STUDIO ARTS 3D 12 Ceramics & S		4.0			0

10. In the electives section and the alternate electives section, you will only see one page at a time.

**\*\*You might not see all the courses on each page at once**, depending on the size of your screen.

A) You will need to click through the pages using the **> and < arrows**.

B i) To check that you are seeing all the courses listed on any page, you must first go to the horizontal slider bar and slide over to the right.


B ii) This will reveal the vertical slider bar so that you can slide down to see the last few electives in the list.

## **THE MOST IMPORTANT STEP!**

10. When you are finished with all your course requests, you **MUST click the 'Post' button** at the bottom of the page.

10

Notes for counsellor

 Post

Last posted time:

Approved ti

Note--once you hit 'Post', the program may move some of your courses into different sections on the page and then state that you have too many courses in that section (e.g., moves something out of electives and into another section). **Do not be alarmed by this! As long as you have 8 courses overall in the primary section and 4 alternate electives, just click 'ok' on the pop-up message!**

# DEADLINE: FRIDAY FEBRUARY 6th

Submit your course requests on time. Earlier is better in case you run into difficulties !

- The MyEd course request portal will **NOT** be available for use after February 6th.
- Students who miss the deadline must contact their counsellor to submit requests and late requests will have reduced input into final timetable decisions.
- Being early does not mean you are guaranteed to get your requests.
- All requests submitted by February 6th provide data to tell us how many students want a certain course, so that we can plan how many sections of that course to put in the master timetable.
- Final student schedules are created by a computer algorithm that tries to give as many primary requests as possible to as many students as possible.

# Get the App!



My School  
Day



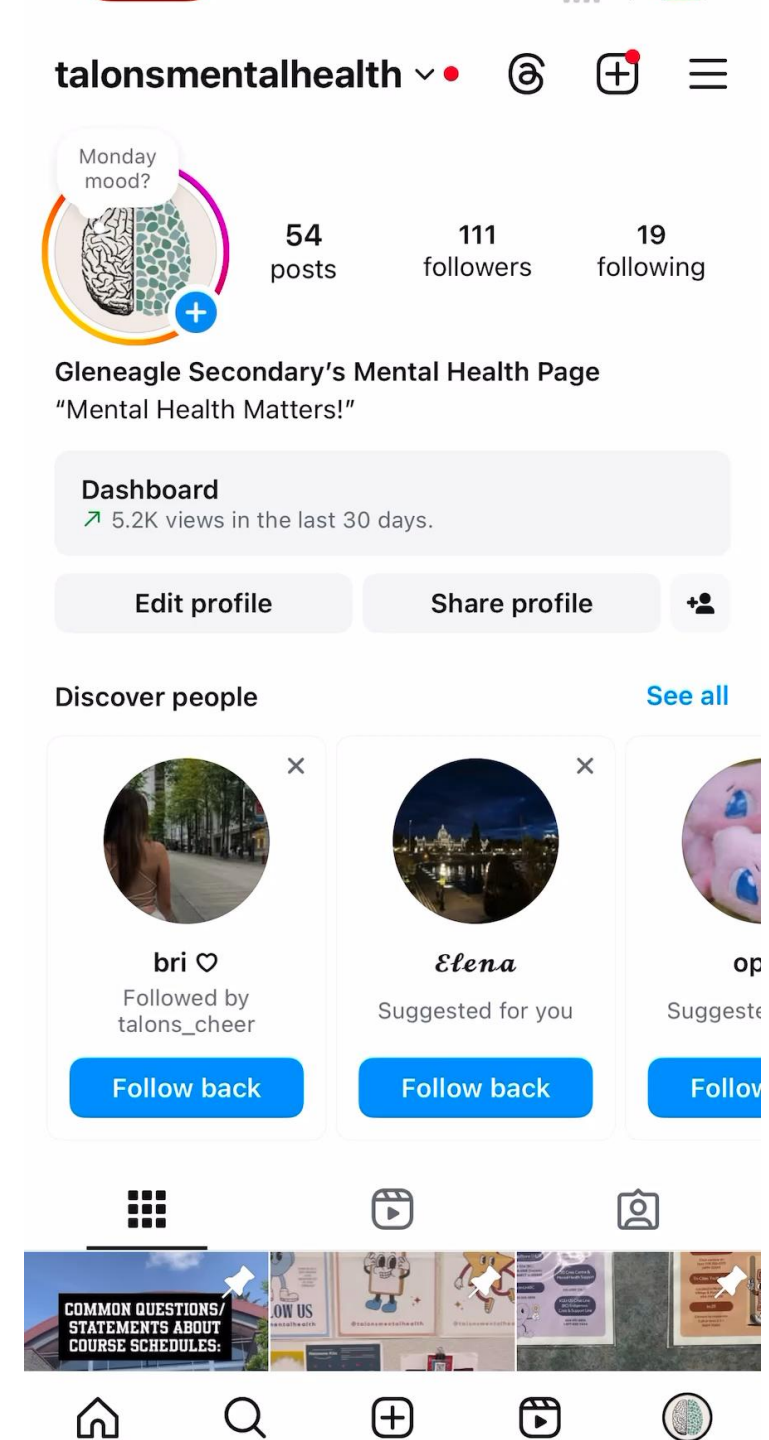
Download the Gleneagle App to stay up-to-date and keep track of important school information.

Search for **My School Day** in the App Store (iOS) or on Google Play (Android) and follow the in-app prompts.

More detailed instructions can be found at the school website under Documents → Gleneagle App Info.

# FOLLOW

- INFO ON MENTAL HEALTH RESOURCES
- INFO ABOUT COURSE SCHEDULES/MYED
- INFO ABOUT VOLUNTEER LOGS



# FRIENDLY REMINDERS ...

- PICK YOUR COURSES WISELY! READ THE COURSE DESCRIPTION :)
- DO **NOT** PICK COURSES BASED ON WHAT YOUR FRIENDS PICK, YOU WILL LIKELY **NOT** BE IN THE SAME CLASS AS A FRIEND JUST BECAUSE YOU PICKED THE SAME COURSE.
- WE WILL **NOT** CHANGE COURSE ORDER- THIS ONLY HAPPENS IF WE NEED TO CHANGE ORDER TO MAKE SPACE IN VARIOUS CLASSES.
- YOU **CAN NOT** PICK YOUR COURSES BASED ON TEACHER.
- DO **NOT** EMAIL YOUR COUNSELLOR ABOUT COURSE CHANGES. ALL COURSE CHANGES ARE DONE VIA "FORMS" ON "TEAMS".



# QUESTIONS and SUPPORT!



<https://www.menti.com/alfseitbs3u7>

- ❖ If you have any questions after reviewing this PowerPoint, please review the “**Course Selection Q & A**” document. It is posted on the website, under Quick Links → Course Planning & Info Videos.
- ❖ If you still have a question after reading the Q & A, please email or drop by your counsellor’s office for support.
- ❖ Counsellors will visit EAL classes on Thursday, January 29th to assist students with their course selection process.
- ❖ Students needing assistance may visit the counselling area at **LUNCHTIME on Friday, January 30<sup>th</sup> and Tuesday, February 3<sup>rd</sup>** for workshop sessions.