



**GRADE 11 COURSE  
SELECTION PRESENTATION**

For 2026-27

Рәми сә:р

# YOUR COUNSELLING TEAM

---



**Mr. Kevin Henry**

If your last name starts with **A - H**



**Ms. Victoria Butterfield**

If your last name starts with **I - P**



**Ms. Leah Bosello**

If your last name starts with **Q - Z**




**Ms. Shawna Smith**

**International Contact  
& Indigenous Support**

# Presentation Sections

---



Graduation Requirements

Considerations for Course Selection

Required Courses (by subject and grade level)

Elective Courses (by department)

Trades Opportunities

Course Selection & MyEd Instructions

Do you  
know what  
you need to  
graduate?



# OVERVIEW

## Required Courses (52 credits)


- ❖ English 10,11 and 12 12 credits
- ❖ Social Studies 10 and 11 or 12 8 credits
- ❖ a Science 10 and 11 8 credits
- ❖ a Math 10 and 11 8 credits
- ❖ Physical & Health Education 10 4 credits
- ❖ AE or ADST 10 or 11 or 12 4 credits
- ❖ Career Life Education 10 4 credits
- ❖ Career Life Connections 12 4 credits
- ❖ Indigenous-focused course 10 or 11 or 12  
(minimum 4 credits, may come from an area listed above or from an elective area)
- ❖ Literacy Assessment 10 and 12
- ❖ Numeracy Assessment

## Electives in Gr. 10, 11, 12 (28 credits)

**TOTAL 80 CREDITS**

# Fine Arts & Applied Skills credit requirement

At least **one** of your courses at either the **Grade 10, 11, or 12** level must be designated as either an Arts Education (AE) course or an Applied Design, Skills & Technology (ADST) course. These courses are listed by grade level at [www.curriculum.gov.bc.ca/adst](http://www.curriculum.gov.bc.ca/adst) and [www.curriculum.gov.bc.ca/arts-education](http://www.curriculum.gov.bc.ca/arts-education)



Examples of **AE** and **ADST** courses could include, but are not limited to:

Yearbook 10, Graphic Arts 12, Marketing 11, Culinary Arts 10, Food Studies 12, Band 10, Choir 11, Animation 11, Drama 12, Interpersonal & Family Relationships 11, Automotive Technology 11, Theatre Production 10

# Provincial Assessments

---



**Students must complete one Numeracy Assessment and two Literacy Assessments**

- ❖ The Numeracy Assessment and the Literacy 10 Assessment are completed in your Grade 10 year.
- ❖ The Literacy 12 Assessment is completed in your Grade 12 year.
- ❖ Assessment sessions this school year are in November, January and April.
- ❖ Current Grade 10 students wrote the Literacy 10 and Numeracy 10 assessments last week. If you missed it, we will register you for a session in your Grade 11 year.
- ❖ Current Grade 10 students who are in EAL classes this year will be registered for assessment sessions when they are ready in Grade 11 or 12.



# Indigenous-focused Course

---



All students in B.C. must complete at least 4 credits in an Indigenous-focused course.

In the 2026-27 school year, **Gleneagle will offer the following courses** to assist students in meeting this requirement:

\*All students taking English 12 will be taking **English First Peoples 12**.

\*Any students taking a Social Studies 12 course will have the option of choosing **BC First Peoples 12** if they are interested.



What should  
you consider  
when choosing  
your courses?

# Things to keep in mind

- ❖ All students need a minimum of 8 courses in their timetable; some are required and some you will choose yourself.
- ❖ Grade 11 students may request one Grade 12 academic course in addition to their Social Studies 12 selection. However, please note **space will be prioritized first for Grade 12 students.**

**Grade 11s take 4 required courses + 4 electives**

- ❖ Talk with our **Post-Secondary and Career Advisor**, Ms. Milde, about resources that can help you explore career options. You can also view the Career Centre page at [gleneagle.org](http://gleneagle.org) under the *Programs & Services* tab.

**MS.MILDE**



- ❖ **Browse the Course Planning Booklet.**  
This is essential in order to understand what the course is about, and whether you are eligible to take it, so that you can make informed choices.
- ❖ **Make use of the MyEd planning worksheet.**  
You should do this to ensure you are prepared to enter your course choices correctly in MyEd.
- ❖ **Consider trying new electives; you might discover a new skill, interest, or career trajectory.**

- ❖ Remember to keep your **graduation requirements** AND your **future goals** in mind when choosing courses. It's important to think ahead!

# For students with post-secondary plans

Admission requirements change over time. It is **your** responsibility to research carefully and check back regularly in case criteria has changed for one of your intended programs.

Examples of changes in recent years include:

1. **Grade 11 marks matter!** If you require a Grade 12 course for admission but don't have it finished when you apply, institutions will look at your Grade 11 mark in that subject as a predictor to help them make a decision. Additionally, some institutions now include **Grade 11 course marks along with** Grade 12 marks in calculating your admission average.
2. SFU now requires **five** Grade 12 courses from a **single list of approved courses** instead of List A and List B (academic and certain non-academic courses all together) and **no longer requires a language 11 course**.
3. UBC now requires **six** Grade 12 courses from their approved list (academic and certain non-academic courses) and **no longer requires a language 11 course**.

Be sure to start reviewing the **admission requirements** for any programs you might want to pursue after graduating; check the post-secondary websites carefully. Be sure to also research any potential back-up plans.

Remember that you should look at post-secondary websites to see what courses are required for admission to specific programs **before** choosing courses for next year.



# English Requirements

---

ENGLISH

*all students take ...*

1. **English 10** (Composition 10 + Literary Studies 10)
2. **an English 11** (either Composition 11 or Creative Writing 11)

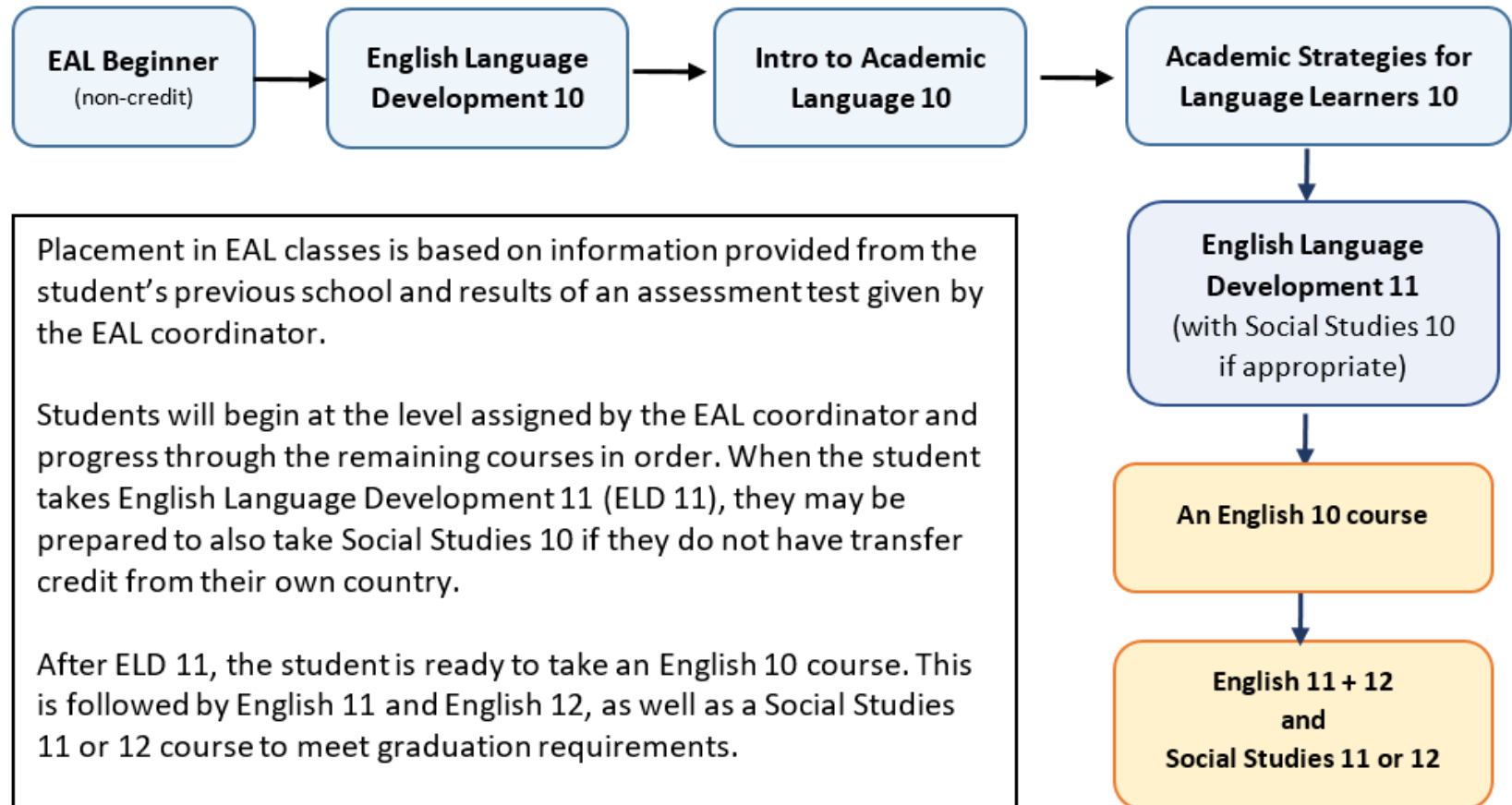
Students taking **Band 11** select 'Composition 11: Band'. Please note, Band 11 students **must** take English 11 at Gleneagle, not at summer school!


3. **English First Peoples 12 or English Studies 12**

# English as an Additional Language (EAL)

## \*\*\* IMPORTANT \*\*\*

EAL students MUST refer to page 2 of 'Steps to do Course Selection' and then fill out their MyEd planning worksheet. This is necessary so that they know which EAL courses to request and where to correctly enter their requests in MyEd.





Required  
Courses

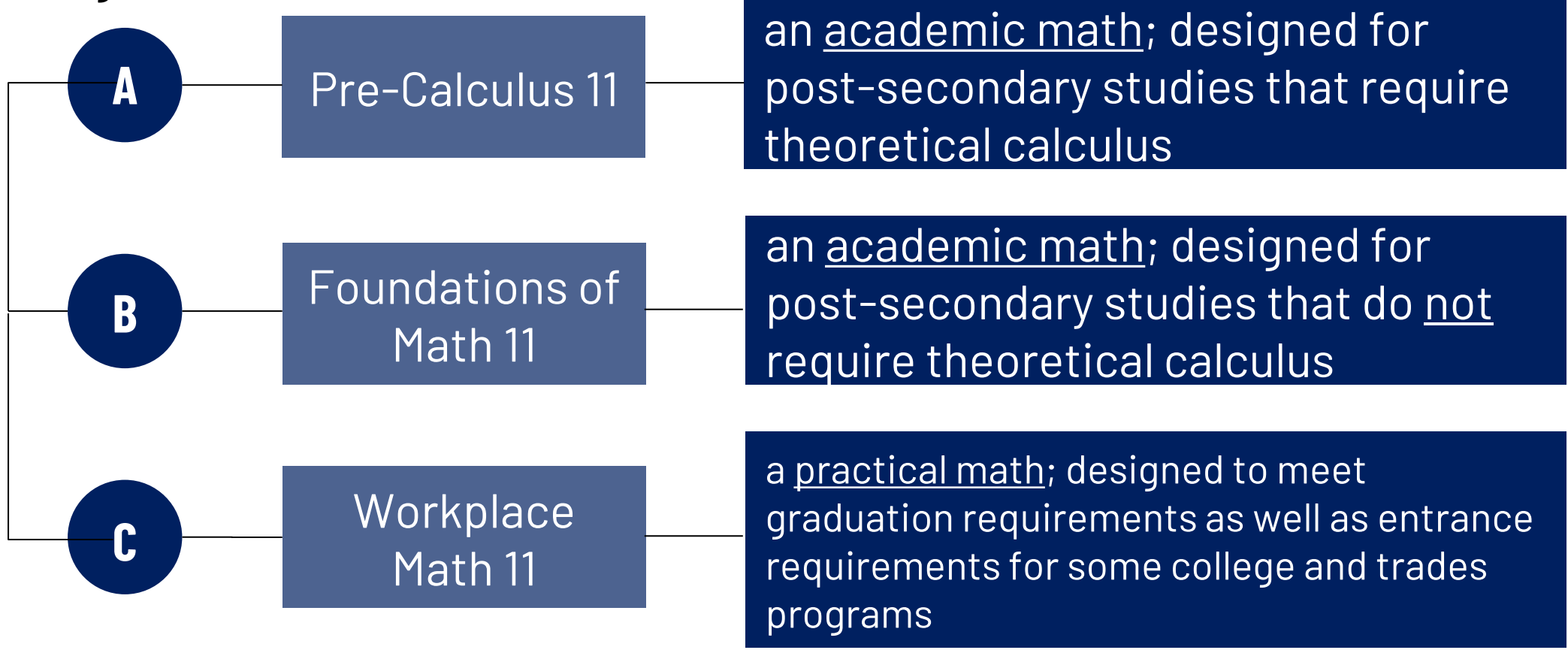
02

MATH

# Grade 11s

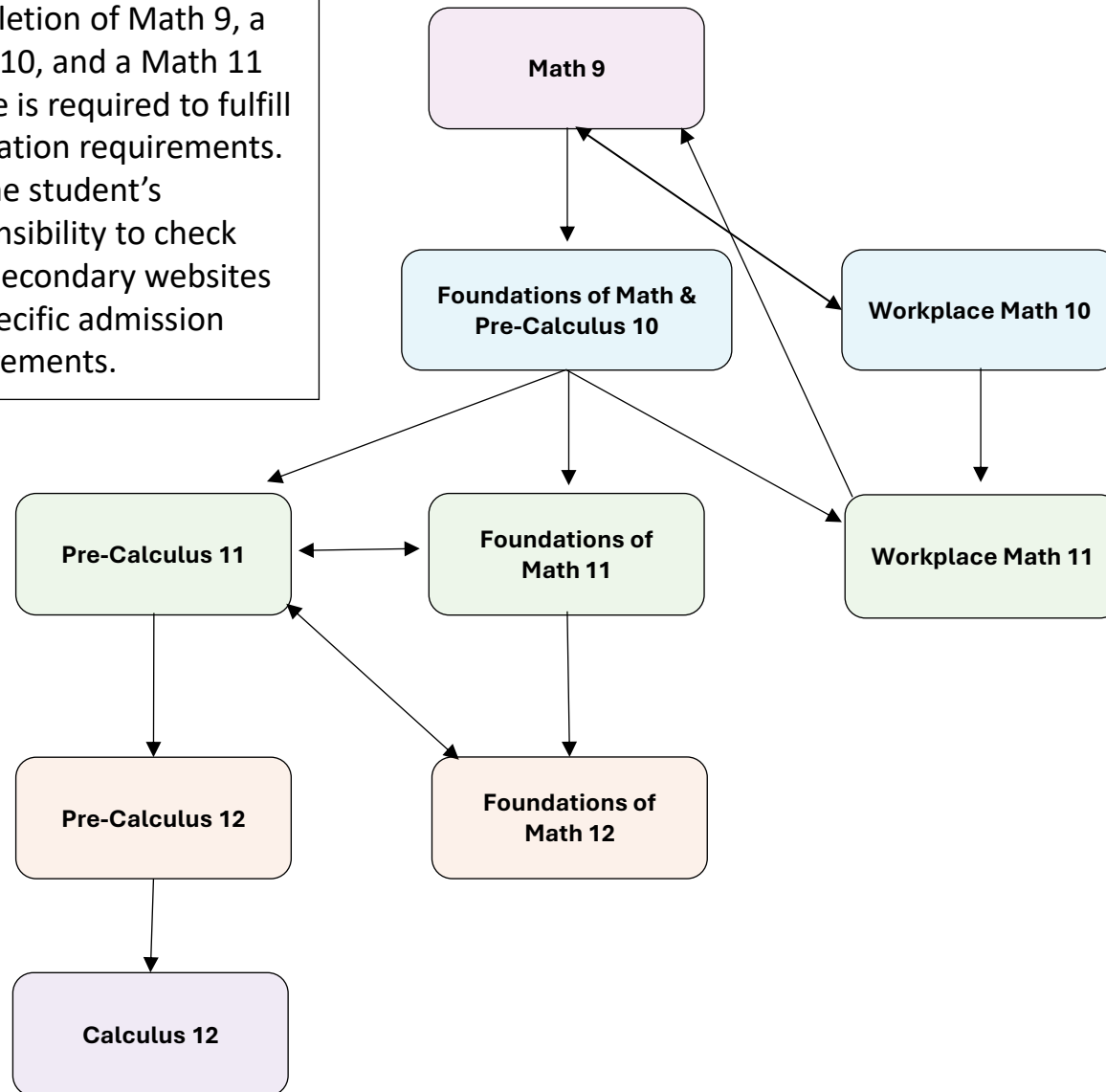
All students must take a Math 11 course to graduate. Read each description carefully to determine the most appropriate fit and ensure you have taken the Foundational (prerequisite) course. Consider post-secondary admission requirements when choosing.

**choose one of:**




# MATH

Completion of Math 9, a Math 10, and a Math 11 course is required to fulfill graduation requirements. It is the student's responsibility to check post-secondary websites for specific admission requirements.



**\*YES! You can go directly from high school to college and some trades programs with Workplace Math 11\*.**

However, you cannot go directly from high school to university with Workplace Math 11. It is an option to upgrade your math at college and then transfer to university, based on your college marks.



Required  
Courses

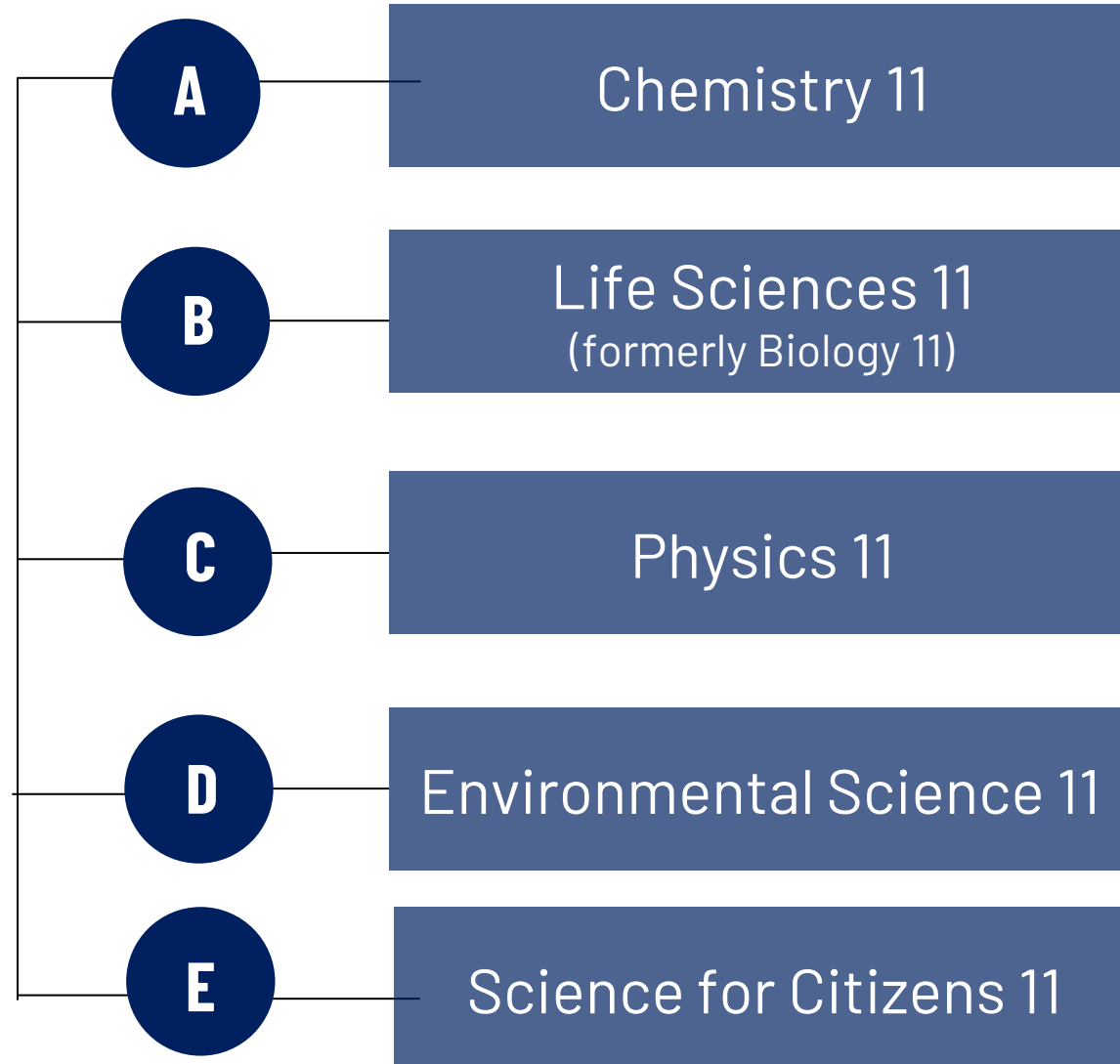
03

**SCIENCE**

---

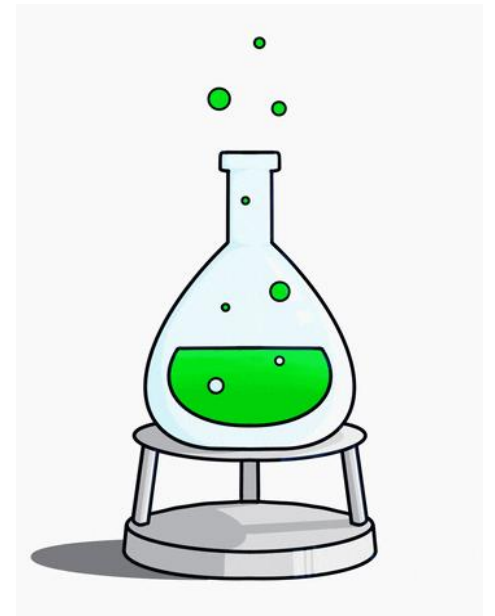
# Grade 11s

**Choose  
at least  
one of:**



## SCIENCE

All students must take a Science 11 course to graduate. Read the descriptions and be sure to consider post-secondary admission requirements.





Required  
Courses

04

# SOCIAL STUDIES

---

# Grade 11/12s

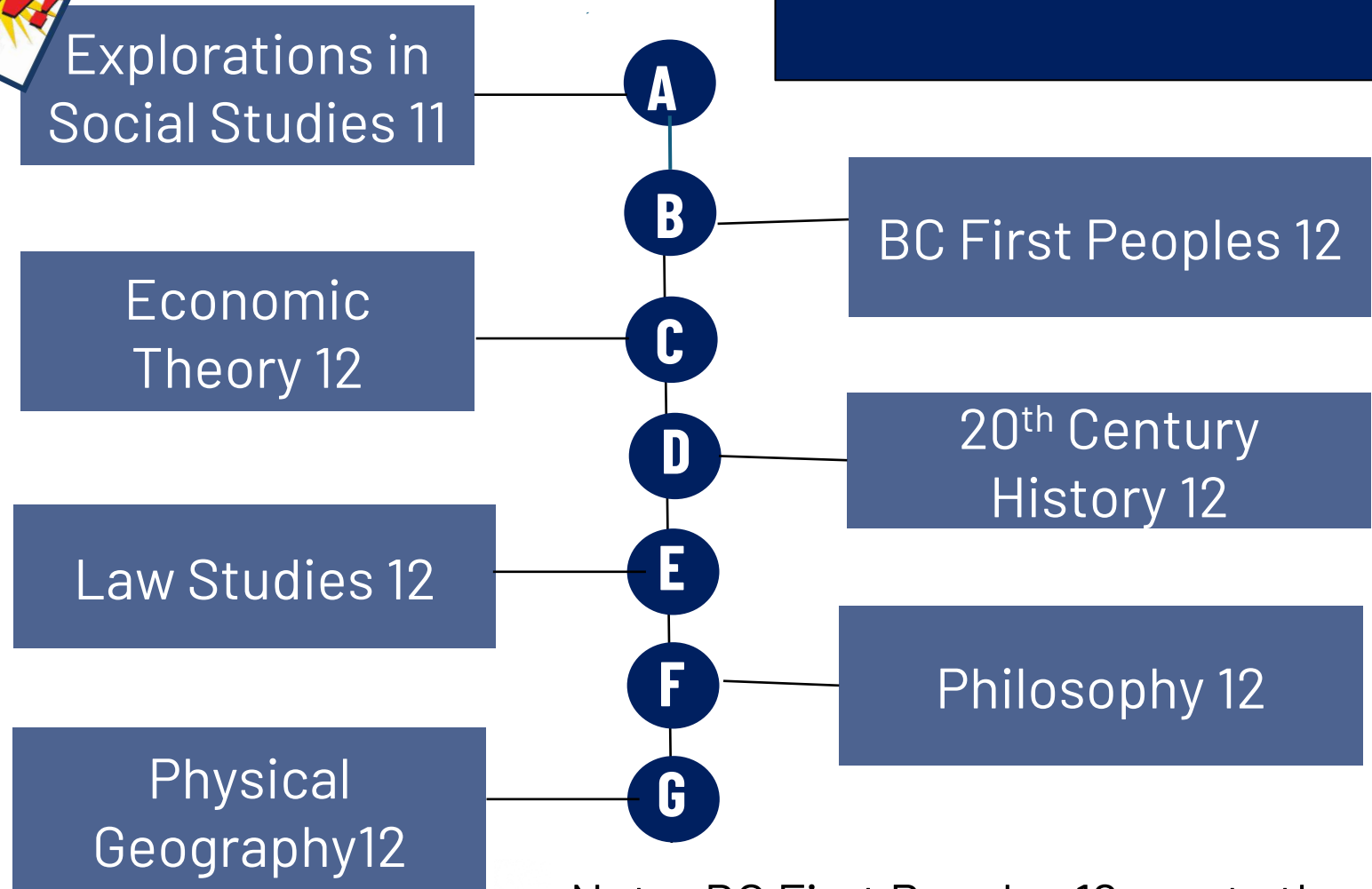
Note: Explorations in Social Studies 11 **OR** any Social Studies 12 course can be taken after completing Social Studies 10.

- **Grade 11s:**  
List your 1st choice **and an alternate choice** on your MyEd planning worksheet.
- Remember to check post-secondary admission requirements carefully.
- Students who are going into Grade 11 and would like to wait to take a Social Studies course in their Grade 12 year will choose an elective course to fill that block.

All students must take a **Social Studies 11 or 12** course to graduate.



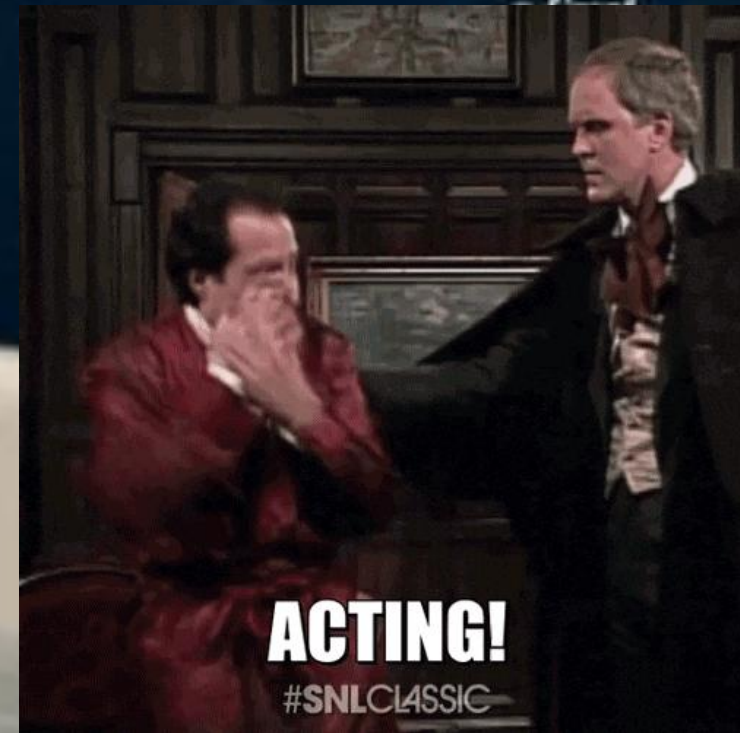
Choose at least one of the following options:



## SOCIAL STUDIES

Note: BC First Peoples 12 meets the graduation requirement for an Indigenous-focused course!

# ELECTIVE COURSES



# Choosing Electives

ELECTIVES

*in a typical schedule ...*

❖ Grade **11s** choose **4 electives**

❖ **ALL STUDENTS** list **4 alternates**

1. List your electives in priority order on the MyEd planning worksheet.
2. Ensure you are eligible to take the course - check the Course Planning Booklet to see which grade levels are eligible to take each course and if there are any Foundation requirements.
3. **You MUST list 4 alternates**. Choose them thoughtfully as they will end up in your timetable if one of your first choices is not available. Do NOT list courses you had already listed as a primary request and only choose alternates for which you already have the Foundation requirements!

Overview

# ART ELECTIVES

Fashion Industry 12



Artistic Crafting &  
Textiles 11

Art Studio 11 & 12


Graphic Arts 11 & 12

Studio Arts 2D 11 & 12

Studio Arts 3D 11 & 12

Photography 10, 11 & 12

Yearbook 11 & 12



**\*Yearbook** is now offered INSIDE the timetable and is a semester 1 course.

# BUSINESS EDUCATION ELECTIVES

Business Computer Applications 11

Marketing & Promotions 11

Digital Marketing &  
E-Commerce 12

Accounting 11 & 12



# ENGLISH ELECTIVE

---

## Creative Writing 12

**Note:** This elective course does **not** fulfill the English 12 credit required for graduation. This would be taken in addition to English First Peoples 12.



# HOME ECONOMICS ELECTIVES

---

Food Studies 11 & 12

Interpersonal & Family Relationships 11

Culinary Arts 11 & 12

Child Development & Caregiving 12



# INFO TECH & DIGITAL MEDIA ARTS ELECTIVES

---

Computer Programming 11 & 12



Chess 11

Animation 11(2D) & 12 (3D)

3D Game Design 12

Media Design 10 & 11

Digital Film Making 11 & 12



# LANGUAGE ELECTIVES

A second language is NOT required for graduation.

Note: SFU and UBC no longer require a Language 11 for admission but always check post-secondary requirements carefully!

**Note:** If you already speak one of these languages and want to request a course, you must see the language teacher for an assessment BEFORE choosing which level to take.

French 9, 10, 11, 12



Intro Spanish 11; Spanish 10, 11, 12

**Note:** French 12 and Spanish 12 are offered every second year. The next course date for these language 12 courses is February 2027, and then February 2029 after that.

# LANGUAGES: Mandarin Bilingual Program (MB)

---



- Students in the MB Program must take specific courses at each grade level.
- These courses are listed in the appropriate sections of the course entry portal in MyEd.

Only students in the MB program may take these courses. They will be listed in the electives section of MyEd.

For the 2026-27 school year, the courses will be as follows:

- Grade 11 MB students take Asian Studies 12.  
Note: this course does meet the Social Studies graduation requirement. Mandarin Bilingual students may also take an additional Social Studies 12 course if they wish.

# LEADERSHIP ELECTIVES

Leadership 11

Con X Leadership\* 11



**\*Note:** Con X Leadership is by application only. See Mr. Hayes now in Room 120 for the form. **It is due back to Mr. Hayes by Friday, February 13<sup>th</sup>.** Accepted students will have Con X added to their timetable after the MyEd portal has closed.

Technology Leadership 11

Peer Tutoring 11

Athletic Leadership 11

# Con X Leadership



Take part in group projects, school-wide events, service to the school, volunteer hours, and more

Runs as an Independent Directed Study (IDS)

Takes place **outside of the timetable** as an extra course, with weekly meetings and additional time commitments for activities

By **application** only; see Mr. Hayes now in Room 120 for an application form, which is due back to him by **Friday, February 13<sup>th</sup>**

# Peer Tutoring



Contribute to the school community by mentoring, teaching and supporting students, as well as assisting the classroom teacher with daily tasks. **You will be assigned to a specific class by the Tutoring course teacher.** You may not make your arrangements to be with a specific teacher. You will work with your assigned class every day, all semester.

Training is provided. Tutors will complete reflection assignments as well as investigate a learning issue.

Tutors must be responsible, reliable, patient and empathic. They need to have strong work habits, consistent attendance and good interpersonal skills.

Enrollment is subject to teacher approval; staff review the list of names after all course requests have been submitted.

# Athletic Leadership

- Takes place OUTSIDE of the timetable as an EXTRA course, with commitments at lunch and after school throughout the year
- Help with the co-ordination and running of athletic events
- Sponsor a Gleneagle sports team through various management duties
- Promote team events through the Athletics social media
- Assist with intramural activities
- Plan the Athletic Banquet at the end of the year

# Tech Leadership

Gleneagle's Digital Literacy team takes on a group of students each semester who are:

- Self-Regulating and independent
- Outgoing and empathetic
- Interested in expanding and applying their existing knowledge and skills with technology

Successful applicants will work with both staff and students to support digital literacy and technology use at Gleneagle. Training is provided.

Enrollment is subject to teacher approval; staff review the list of names after all course selection requests have been submitted.



Tech Leadership takes place during a regular block in the timetable; it counts as one of your 8 required courses.

For more information, see Ms. Roberts in the library

# MUSIC ELECTIVES

Beginner Guitar 11

Choir\*11

Vocal Jazz \*†11  
(must also request Choir as an elective)

\***Choir, Jazz Band, and Vocal Jazz** take place outside of the timetable and count as a **9<sup>th</sup> course**. You still need 8 other courses within the timetable.

Band 11 (alternates with English 11)

Jazz Band \*†11  
(must also request Band as an elective)



†**Jazz Band** and **Vocal Jazz** are by audition. Email [etrovato@sd43.bc.ca](mailto:etrovato@sd43.bc.ca) to arrange an audition; spaces are limited.



# PHYSICAL AND HEALTH EDUCATION ELECTIVES



\*Athletic Leadership 11 (see slide 34)

Active Living 11

\*Fitness & Conditioning 11: Basketball

Fitness & Conditioning 11: Weight Training

**NEW!** Optimizing Athletic Performance 11

Fitness & Conditioning 11: Aerobics

**\*Fitness & Conditioning: Basketball and \*Optimizing Athletic Performance 11** take place outside of the timetable (before school at 7:45 am) and count as a **9<sup>th</sup> course**. You still need 8 other courses within the timetable! Basketball is daily in Sem 1, while OAP is alternate days all year, so it is not possible to do both. \*Note: OAP has a \$100 course fee.



Fly Fishing 11

# Fly Fishing 11

Classroom instruction, field trips, and hands-on experience, from tying flies and casting to environmental conservation.

Students will be supplied with rods, reels and lines if they do not have access to their own. Students over the age of 16 will need to obtain a BC Freshwater Angling license. There is a course fee of \$75.



Mr. Cirillo in a magazine article!



## Launching The Next Generation Of Fly-Fishing Conservationists

By Randy Shore

PR & Communications Specialist

**W**hen the fly-fishing bug takes hold, you are hooked for life. Coquitlam teacher Lorenzo Cirillo has instructed more than 100 young fly fishers, at first as the sponsor of a fly-fishing club for students at a local middle school, and more recently as the instructor of the for-credit elective course Fly Fishing 11, which he introduced at Glenagele High School.

It's safe to say, the kids are hooked, just as he was from a young age.

When he was a child, Cirillo's father set him up with a wet fly and a spinning reel.

"I would throw it out there and I guess you could call it fly fishing," said Cirillo, who is a member of the Totem Fly Fishers. "But when I finally saw it done for real, well, my next pay cheque went to a fly rod and the cheque after that I bought waders."

Many of his students have the same reaction to his locally developed course.

"I have a huge community of former students who text me and send me fishing pictures," he said. "The really gratifying thing is the connections I've made with these kids, even after they're out of school. They are on a life-long adventure."

Fly Fishing 11 sets the hook in his teen pupils with fly-tying technique and casting instruction but reels them in with



Lorenzo's fly-fishing students develop a life-long love for the outdoors.



Teacher Lorenzo Cirillo.


# TECHNOLOGY EDUCATION ELECTIVES

---

Skills Exploration 11

Woodwork 11

Automotive Technology 11



# Skills Exploration 11

Part of the SD43's **Explore the Trades** program, offered at several high schools in the district, including Gleneagle

Opportunity to explore at least 3 trades, such as **Carpentry, Electrical, Welding, Auto or Drafting**

Gain new practical skills while exploring potential new career options

Many students proceed on to one of the Youth **Train in Trades** programs

See page 31 of the Course Planning Booklet for details



# THEATRE ELECTIVES

Drama 11 & 12


Theatre Production\*11 & 12

Musical Theatre\*11 & 12  
(by audition in September)



**\*Note: Musical Theatre** and **Theatre Production** are outside of the timetable and count as a **9<sup>th</sup> course**. These courses take place after school twice a week for the full year. You still need 8 other courses within the timetable.

# TRADES OPPORTUNITIES



# District Trades Programs

---

Check out the SD43 website for more information: [www.43Careers.com](http://www.43Careers.com)



**EXPLORE**  
the Trades

try a trades  
sampler

**TRAIN**  
in Trades

get a  
certification

**WORK**  
in Trades

earn credits for  
working in a trade

# Train in Trades

An amazing SD43 opportunity for Grade 11 or 12 students to take one of **25 Train in Trades** programs. See pages 33-34 of the Course Planning Booklet for details.

- ❖ Tuition Free—saves \$1,000s
- ❖ Post-Secondary level training
- ❖ Level 1 Certification in your chosen trade
- ❖ Dual/Triple Credit opportunity:
  - high school credit AND
  - post secondary credit and/or industry certification



# Train in Trades programs offered in SD43:

Aircraft Maintenance Engineer  
Appliance Service Tech  
Automotive Collision & Refinishing Technician  
Automotive Service Technician  
Baker  
Cabinet Maker (Joiner)  
Carpenter  
CNC Machinist  
Cook (professional)  
Electrician  
Hairstylist  
Heavy Duty Mechanic



Ironworker  
Landscape Horticulturist  
Marine Mechanical Tech  
Metal Fabricator  
Millwright  
Motorcycle Mechanic  
Painter (commercial)  
Parts Technician  
Plumber  
Refrigeration Mechanic  
Security Systems Technician  
Sheet Metal Worker  
Welder



# Explore the Trades

The district-wide **Trades Sampler "Motors & Engines"** program has an emphasis on Auto Service, Auto Collision & Refinishing Tech, and Heavy Duty Mechanics. It is open to students in Semester 2 of their Grade 11 or 12 year. Classes take place at Vancouver Community College (Broadway location). In the last round, students also earned their Forklift certification.

- ❖ Apply by November of your Grade 12 year
- ❖ Earn 12 high school credits



See page 35 of the Course Planning Booklet for details.

Note: the General Trades Sampler at BCIT has not been able to run the past two years due to lack of space.

# Work in Trades

If you have a paying job **in a trade** (e.g., line cook in a restaurant, landscaper, carpenter, floor layer) during high school, you can **receive credits** toward high school graduation.

See page 36 of the Course Planning Booklet for details.



- ❖ 120 hours working (plus online assignments) = 4 credits (up to 16 credits)
- ❖ 900+ hours worked (before age of 20) could qualify you for a \$1,000 award. SD43 usually gives out about 30 scholarships!
- ❖ If you later pursue that trade career, those hours count towards certification!

# Who to Contact

Additional information and applications can be found at [www.43Careers.com](http://www.43Careers.com)



[bking@sd43.bc.ca](mailto:bking@sd43.bc.ca)  
(778) 984 - 1354 or  
[careerprograms@sd43.bc.ca](mailto:careerprograms@sd43.bc.ca)

Mr. Ben King

If you are interested in the TRAIN in Trades or EXPLORE the Trades programs



[jhorvath@sd43.bc.ca](mailto:jhorvath@sd43.bc.ca)  
(604) 312 - 7739 or  
[careerprograms@sd43.bc.ca](mailto:careerprograms@sd43.bc.ca)

Ms. Joanna Horvath

If you are interested in the WORK in Trades program

# Parent-Student Info Session & Open House!

---

- ❖ There was recently a Trades Program Open House on January 14<sup>th</sup> at Terry Fox Secondary.
- ❖ Go to [Career Programs](#) and scroll through the top banner to find the image shown here. This is a virtual recording of the 2025 Trades Info Session. If you are denied access, click on “request access” to see the slides and listen to the presentation.

- ❖ For more information, contact:  
[careerprograms@sd43.bc.ca](mailto:careerprograms@sd43.bc.ca)



The screenshot shows a promotional banner for SD43 Trades Programs. The banner features a background image of a construction worker in a hard hat and safety vest. Text on the banner includes: "SD43 Trades Programs Virtual Info Session", "FOR THE EVENT RECORDING", "Learn about SD43 opportunities in the skilled trades", a list of benefits (25+ TRAIN in Trades Programs, WORK in Trades Program, Supports for young women and Indigenous students in the skilled trades), and a call to action "CLICK 'READ MORE'". At the bottom, it says "VISIT 43CAREERS.COM" and "CAREERPROGRAMS@SD43.BC.CA". To the right of the banner, there is a section titled "2025 Virtual Info Session Recording" with the text: "If you weren't able to join us on Nov. 5th, please listen to the event recording. Reach out to us if you have questions. Contact info is at the bottom of this page." and a "Read more" button.

# COURSE SELECTION & MYED INSTRUCTIONS



# Things to Think About

---

1. **Consider:**

- graduation requirements
- future goals
- post-secondary plans
- personal interests



2. Research **admission requirements** to any programs you are considering.
3. Browse the **Course Planning Booklet** and list any courses that catch your interest; make sure you are eligible to take them.
4. Select the required courses at your grade level.
5. Choose electives that allow you to both explore your current interests and discover new ones.
6. You must fill out your **MyEd planning worksheet** before entering your requests!

# Student Transcripts Service (STS)

Follow these steps to access your transcript online:

1. Find your **Personal Education Number (PEN)** in your MyEd account. Get your BCeID by going to <https://www.bceid.ca/register> and follow the prompts to register for a **Basic BCeID** account. Then follow the instructions to register for the **Student Transcripts Service (STS)**.
2. When the confirmation email arrives, click on the activation link to **complete the student transcript registration**. You can then log into the service anytime by going to the STS website at [www.studenttranscripts.gov.bc.ca](http://www.studenttranscripts.gov.bc.ca) and selecting '**Returning User**'.
3. **Log into the Student Transcripts Service** to see your transcript. This record will show all the Grade 10 to 12 level courses you have completed, with your final marks, as well as the results of any Numeracy or Literacy Assessments.
4. Lastly, **print out the Graduation Requirements Worksheet** from the school website (Quick Links → Course Planning & Info Videos). Use this to determine which courses you still need to take.

B.C. GRADUATION PROGRAM			
*bold print indicates specific requirements for graduation			
Grade 9	Grade 10	Grade 11	Grade 12
English 9	<b>an English 10</b>	<b>an English 11</b>	<b>an English 12</b>
Math 9	<b>a Math 10</b>	<b>a Math 11</b>	<b>Elective 12</b>
Science 9	<b>Science 10</b>	<b>a Science 11</b>	<b>Elective 12</b>
Social Studies 9	<b>Social Studies 10</b>	<b>Social Studies 11 (or 12)</b>	<b>Elective 12</b>
PHE 9	<b>Physical &amp; Health Ed 10</b>	Elective 10/11/12	<b>Indigenous-Focused Course 10/11/12</b>
Elective 9	<b>Career Life Education 10</b>	Elective 10/11/12	Elective 10/11/12
Elective 9	Elective 10/11/12	Elective 10/11/12	Elective 10/11/12
Elective 9	Elective 10/11/12	Elective 10/11/12	Elective 10/11/12
<i>ADDITIONAL REQUIREMENTS (outside timetable):</i>			
Career Education 9	<b>Numeracy Assessment*</b>		<b>Career Life Connections 12 (CLC)</b>
Digital Literacy 10	<b>Literacy 10 Assessment*</b>		<b>Literacy 12 Assessment*</b>

\*At least 80 credits **total** from Grades 10-12 courses (each course is 4 credits); Digital Literacy 10 counts

\*At least 16 credits are from Grades 12 level courses (must include English Studies 12 OR English First Peoples 12) (may also include a Social Studies 12 & CLC 12)

\*At least 28 credits from Grades 10-12 elective courses

\*At least 4 credits from an Indigenous-focused course such as BC First Peoples 12, or English First Peoples 10 or 12 (starting in the 2023-24 school year)

\*At least 4 credits from a Grades 10-12 Arts Education (AE) OR Applied Design, Skills & Technologies (ADST) course

\*Grade 9 courses are foundational prerequisites for Grade 10-12 offerings. Career Ed 9 is embedded within other Grade 9 courses. Digital Literacy 10 is also embedded as well as some online assignments through MS Teams.

# Graduation Requirements Worksheet

(located on the school website under Quick Links → Course Planning & Info Videos)

# MyEd Planning Worksheet

IMPORTANT!



1. Print out the **MyEd planning worksheet** from the school website (Quick Links → Course Planning & Info Videos) for the grade you will be entering next year. Follow the instructions on the worksheet to plan what courses you want to take. THIS MUST BE DONE **before** entering your course requests in MyEd.
2. EAL students must also refer to page 2 of the document on the school website called Course Selection: Detailed Instructions (Quick Links → Course Planning & Info Videos). Follow these instructions carefully to ensure you have the correct courses entered for EAL on your MyEd planning worksheet, and in the correct sections.
3. Make a note of any courses you plan to take **online or in summer school**, and plan accordingly when choosing courses for next year. Note: if you change your decisions about online/summer school courses at any time, you must notify your counsellor immediately.
4. Study block requests are only available to students in **Grade 12**

# Summer School



## SUMMER SCHOOL

- ❖ Typically offers Grade 10-12 academic courses that are required for graduation. Their website will be updated soon with 2026 offerings
- ❖ Registration for Grade 10-12 full credit courses, and for Skill Building courses, is between **April 28th-May 4th, with a lottery draw on May 8th**.
- ❖ Check their website frequently for updates: [SD43 Summer Learning](#)
- ❖ Keep counsellors informed about ANY changes to summer school plans as this may require a change to your schedule for next year (e.g., if you indicate now that you will be taking a course and later decide against registering, or if you decide upon a summer school course after you have done course selection etc.)
- ❖ If you do not pass your summer school course, we will try to accommodate adding it to your schedule next year (space permitting). If you pass your summer school but are not happy with your mark, we are generally not able to accommodate repeating it for a higher mark.

# Course Planning Booklet

## COURSE PLANNING BOOKLET

As you fill out the **MyEd planning worksheet**, you must refer to the **Course Planning Booklet** so that you understand what each course is about.

Check if any Foundation courses are required. In MyEd, any course with an asterisk (\*) after the title, has a Foundation requirement so you must ensure you have met that requirement before choosing the course.

Please be aware that if you choose two courses where one must follow the other (e.g., Spanish 10 for first semester and Spanish 11 for second semester), this can make your schedule less flexible, so it may be difficult to get all the other courses you request. Sequential courses are also not useful as alternates!

Grade 11 students may request one Grade 12 academic course in addition to their Social Studies 12 selection.  
However, please note **space will be prioritized first for Grade 12 students.**

### Course Planning Booklet

*for Students & Parents*



2026 – 2027 SCHOOL YEAR

Admin Team: [Mr. Mark Clay, Principal](#)  
[Mr. Jason Bingley, Acting Vice Principal](#)  
[Mr. Todd Smith, Vice Principal](#)  
[Ms. Kelly Fridge, Vice Principal](#)

Address: 1195 Lansdowne Drive, Coquitlam, British Columbia, V3B 7Y8  
Telephone: [\(604\) 464-5793](#)  
Email: [gleneagle@sd43.bc.ca](mailto:gleneagle@sd43.bc.ca)  
Website: [www.sd43.bc.ca/school/gleneagle](http://www.sd43.bc.ca/school/gleneagle)  
App: <https://myschoolday.app/download.php>  
Instagram: [@gleneaglesecondaryschool](https://www.instagram.com/gleneaglesecondaryschool)

ON THE  
SCHOOL  
WEBSITE

**Note:** if you are looking for information about a specific course in the booklet:

- page 2 has links to each subject department
- page 3 has links to each individual course (listed alphabetically).

Access the Course Planning Booklet on the school website under Quick Links → Course Planning & Info Videos, or get it directly by scanning the QR code here:



# MYED PLANNING WORKSHEET for students going into Grade 11

# MyEd PLANNING WORKSHEET

REQUIRED Grade 11 courses: All students must take these four core subjects. *If you take one of <u>them</u> elsewhere (e.g., summer school or online) you <u>must fill that space with an elective course.</u>			COURSE NAME
1	<b>English 11</b> Students take one of two English 11 options – See the Course Planning Booklet to review those options and <u>choose one of either Composition 11 or Creative Writing 11</u> → Students taking <u>Band 11</u> MUST list “ <b>Composition 11: Band</b> ” as their first choice. → <u>EAL Students</u> : *see page 2 of “Course Selection: Detailed Instructions” (QR code above) for details on where to write EAL courses on this sheet. This determines how you enter them into MyEd.	English 11 choice #1:	
2	<b>Social Studies 11 or 12</b> (choose one, plus <u>an alternate choice</u> ) <b>OR Elective Course</b> (if you wish to postpone Socials 11 or 12 until your Grade 12 year)	Social Studies 11 or 12 Choice #1  Alternate Socials 11 or 12 Choice #2	Planning on taking courses in <b>SUMMER SCHOOL?</b> List them here: 1. _____ 2. _____  Planning on taking courses <b>ONLINE?</b> 1. _____ 2. _____
3	a <b>Math 11</b> option		
4	a <b>Science 11</b> option		



# Submitting your requests

Follow these steps to submit your course selection:

1. Log into your student MyEd account to enter your course requests. You cannot do it through your parents' account. This must be completed **between Wednesday (4:00 pm), January 28<sup>th</sup> and Friday, February 6<sup>th</sup>**. MyEd works best on a computer, not a phone. If you are having difficulty, try a different browser.
2. The following slides explain how to enter course requests into MyEd.
3. **Parents/Guardians** should log into their parent portal of MyEd to confirm which courses their student has requested (under 'schedule' then 'requests').
4. If you have any trouble logging into MyEd, contact the main office for assistance at [gleneagle@sd43.bc.ca](mailto:gleneagle@sd43.bc.ca). Counsellors are not able to access your account.

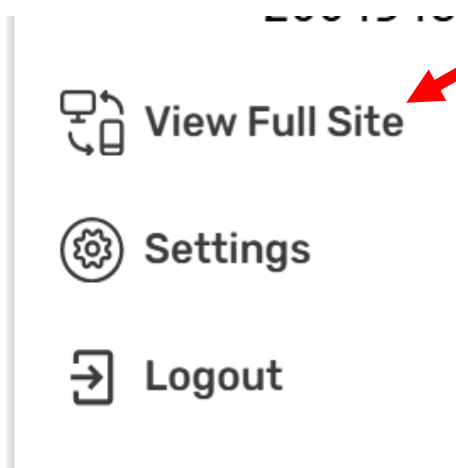


When you log into MyEd, you will see a new home screen in blue (as of January 2026).  
1. Go to the **top right corner** and **click on the profile icon**, next to the notification bell.

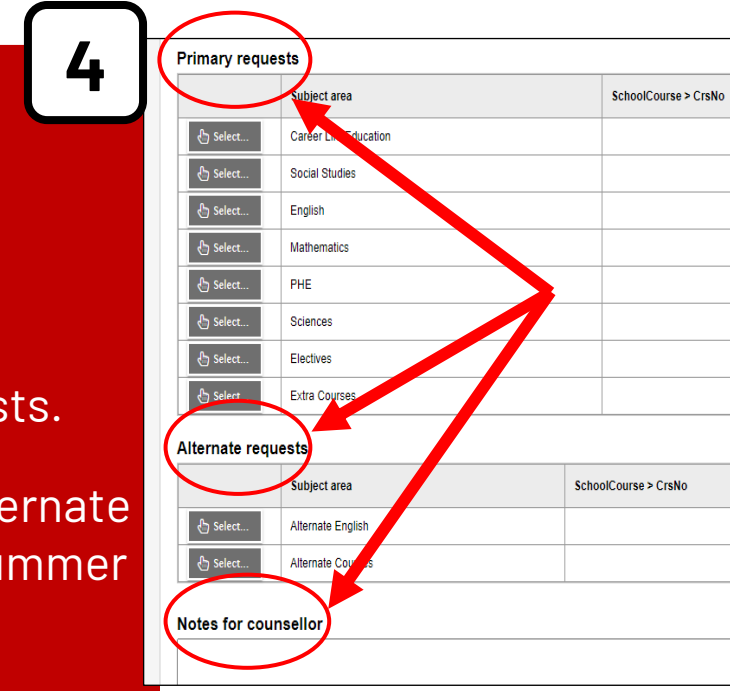
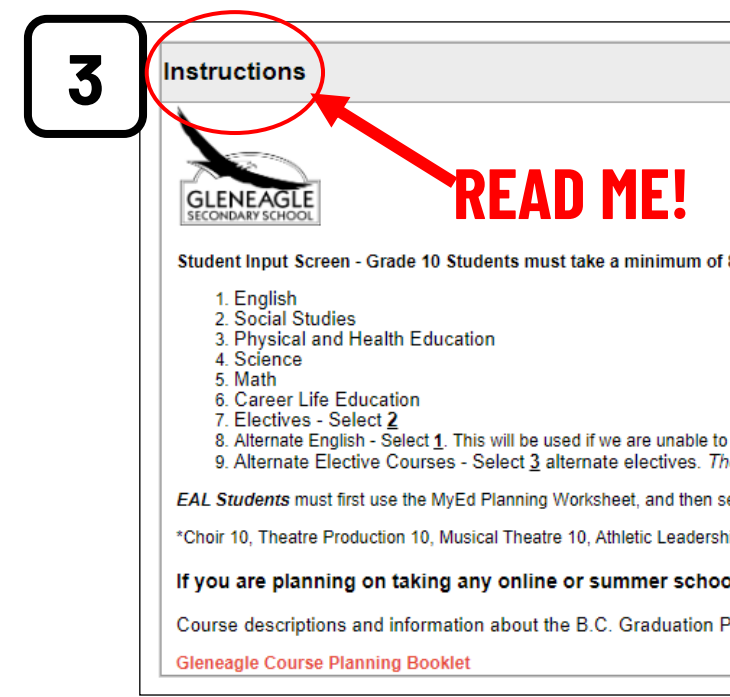
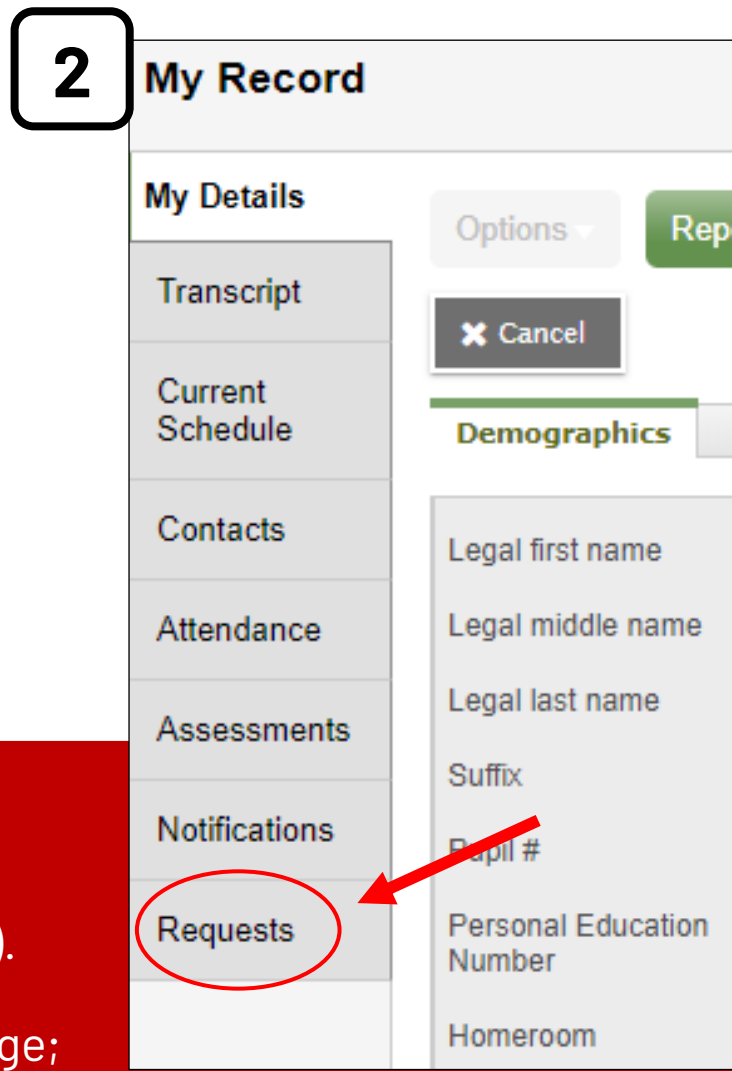
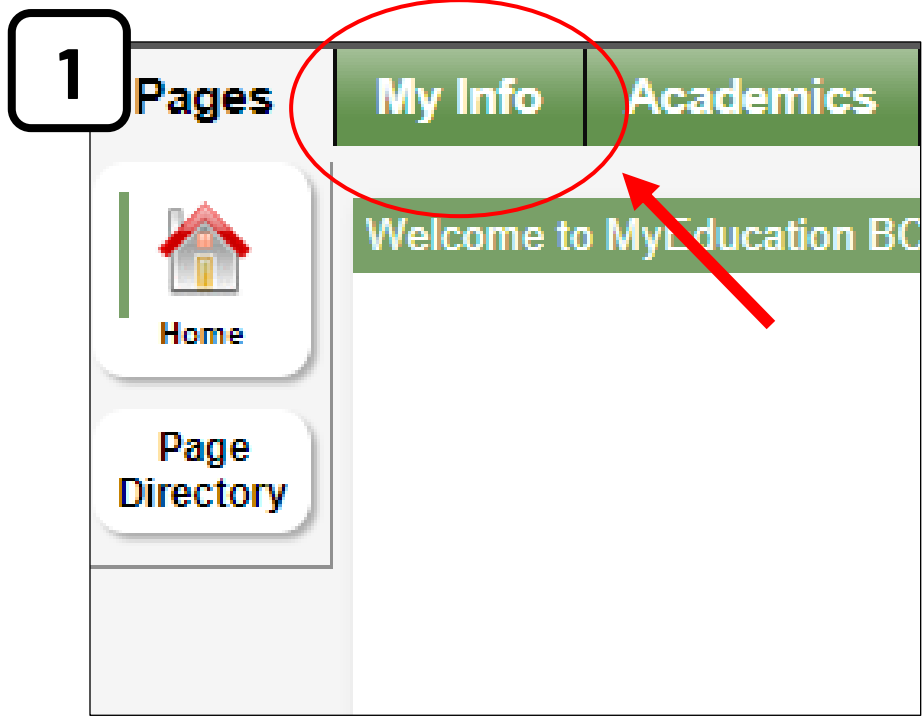
The screenshot shows the 'Classes' page in MyEducationBC. The page has a blue sidebar with navigation options: Schedule, Assignments, Attendance, Classes (highlighted), Announcements, Published Reports, and My Info. The main content area shows a table of classes with columns for Description, Cumulative, Teacher, and Email. A red arrow points to the profile icon in the top right corner of the page.

Description	Cumulative	Teacher	Email
EFP LITERARY STUDIES & WRITING 11	-	Khokhar, N	✉
FITNESS & CONDITIONING 12-FOOTBALL	-	Fitzpatrick, Grant	✉
LIFE SCIENCES 11	-	Hipditch, Nicole	✉
20th CENTURY WORLD HISTORY 12	-	Kaselj, Alan	✉
HOMEROOM	-	Kent, Jeremy	✉
PEER TUTORING 11	-	Comeau, Kevin	✉
PEER TUTORS - Attendance	-	Comeau, Kevin	✉
CASE MANAGER	-	Peacock, Blair	✉

2. Then click on **“view full site”**. This will take you to the familiar green website that you need!



**Now** you are ready to follow the instructions on the following slides.



1. Click on **My Info**.
2. On the next page, click on **Requests** (at the bottom of the menu on the left side).
3. This will bring you to the **Instructions** page; read the instructions carefully before scrolling down to begin entering your requests.
4. You will now see the **Course Request** section, divided into primary requests, alternate requests, and additional notes (e.g., for letting your counsellor know about your summer school/online course plans).

5

Primary requests			
	Subject area	SchoolCourse > CrsNo	SchoolCourse > Description
<input type="button" value="Select..."/>	Career Life Education	MCLE-10	CAREER LIFE EDUCATION 10
<input type="button" value="Select..."/>	Social Studies	MSS--10	SOCIAL STUDIES 10
<input type="button" value="Select..."/>	English		

6

Alternate requests	
	Subject area
<input type="button" value="Select..."/>	Alternate English
<input type="button" value="Select..."/>	Alternate Courses

7

Notes for counsellor

Hi, I am going to take Math 10 in summer school.

8

Select	CourseNumber	CourseDes
<input type="checkbox"/>	YESFL0A	ENGLISH L
<input type="checkbox"/>	YESFL0B	INTRODUC
<input type="checkbox"/>	YESFL0C	ACADEMIC
<input checked="" type="checkbox"/>	MLTST10	LITERARY
<input type="checkbox"/>	MCTWR10	CREATIVE
<input type="checkbox"/>	MNMD-10	NEW MEDI

5. Start with your **Primary Requests**. For each subject area, click on the **Select** button and carefully read the instructions in the box that pops up. Choose the appropriate course and click **OK**. In the example above, we have already entered the CLE 10 and Socials 10 options and are ready to choose an English option.

6. Be sure to do the same process for each listed option in the **Alternate Requests** section. The selections shown will depend on your grade level. \*Note: All of your requests for electives and alternate electives must be **ranked in priority order**. Detailed instructions are on the next slide.

7. If you are planning on taking any courses online or in summer school, you must write these plans in the '**notes for counsellor**' section.

8. If you change your mind about a selection, you can go back and click the blue check mark again to remove it. Make sure to **click OK again** once you enter your new choice.

9

## Choose & rank electives and alternate electives with these steps!

Select	CourseNumber	CourseDescription	Academic level	Credit	Prerequisite	Status	Priority
<input type="checkbox"/>	YESFL1B	ENGLISH LANGUAGE DEVELOPMENT 11	Regular	4.0			0
<input checked="" type="checkbox"/>	MVAST11	ART STUDIO 11	Regular	4.0			3
<input checked="" type="checkbox"/>	MVAD-11	STUDIO ARTS 2D 11 Drawing & Painting		4.0			1
<input type="checkbox"/>	MVAC-11	STUDIO ARTS 3D 11 Ceramics & Sculpture		4.0			0
<input checked="" type="checkbox"/>	MVAGA11	GRAPHIC ARTS 11	Regular	4.0			2
<input type="checkbox"/>	MVAPH10	PHOTOGRAPHY 10	Regular	4.0			0
<input type="checkbox"/>	MVAPH11	PHOTOGRAPHY 11*	Regular	4.0			0

9. When completing both the electives section and the alternate electives section, you must rank your requests. There are 2 important things to note:

A) Choose a course by clicking the box on the left so that you see a blue check mark.

B) Rank your choice by typing the number (1, 2, 3, 4) in the **'Priority'** column on the right side of the page to indicate your first choice, second choice, etc.

10

# Make sure you see ALL the electives on each page with these steps!

The screenshot shows a table of elective courses with columns: CourseNumber, CourseDescription, Academic level, Credit, Prerequisite, Status, and Priority. The table lists courses like YESFL1B, MVA11, MVA12, MVAD-11, MVAD-12, MVAC-11, and MVAC-12. Annotations include: a red arrow pointing to a right arrow button labeled 'A'; a blue circle 'B i)' pointing to a horizontal slider bar; a red circle 'B ii)' pointing to a vertical scrollbar; and another red circle 'B ii)' pointing to the vertical scrollbar with the text 'Then slide DOWN to reveal Graphic Arts 11 & 12 and Photo 11!'. A third red circle points to the vertical scrollbar with the text 'This slider is NOT the right one!'. Buttons for 'OK' and 'Cancel' are at the bottom left.

CourseNumber	CourseDescription	Academic level	Credit	Prerequisite	Status	Priority
YESFL1B	ENGLISH LANGUAGE DEVELOPMENT 11	Regular	4.0			
MVA11	ART STUDIO 11	Regular	4.0			
MVA12	ART STUDIO 12*	Regular	4.0			
MVAD-11	STUDIO ARTS 2D 11 Drawing & P...					0
MVAD-12	STUDIO ARTS 2D 12 Drawing					0
MVAC-11	STUDIO ARTS 3D 11 Ceramic					0
MVAC-12	STUDIO ARTS 3D 12 Ceramics & S...		4.0			0

10. In the electives section and the alternate electives section, you will only see one page at a time.

**\*\*You might not see all the courses on each page at once**, depending on the size of your screen.

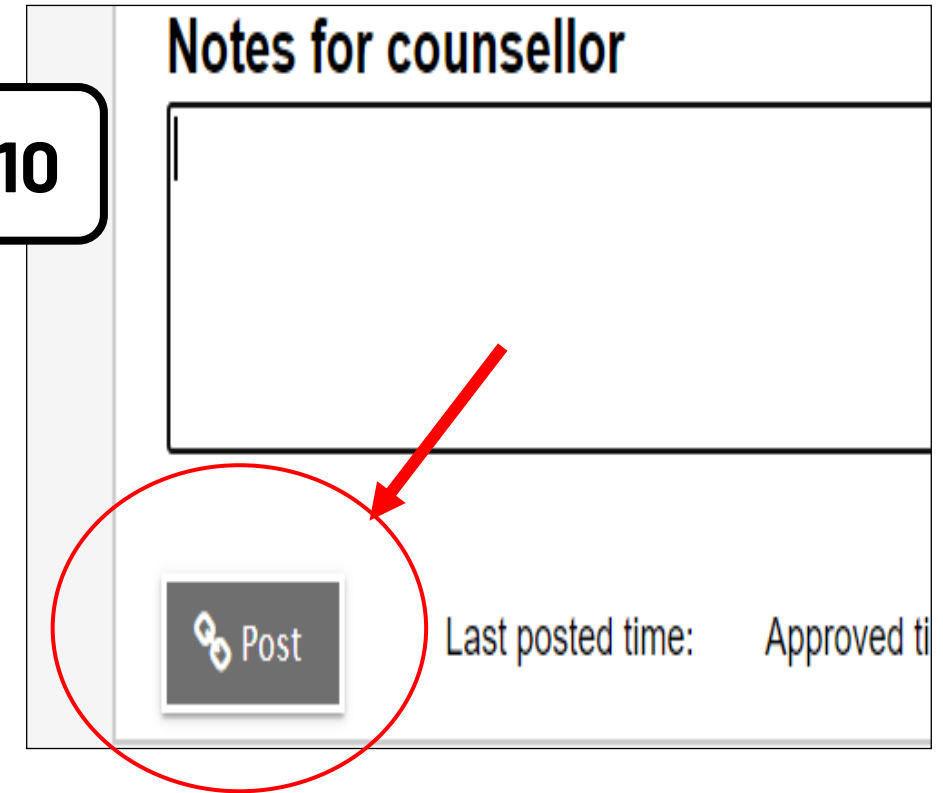
A) You will need to click through the pages using the **> and < arrows**.

B i) To check that you are seeing all the courses listed on any page, you must first go to the horizontal slider bar and slide over to the right.

B ii) This will reveal the vertical slider bar so that you can slide down to see the last few electives in the list.

## **THE MOST IMPORTANT STEP!**

10. When you are finished with all your course requests, you **MUST click the 'Post' button** at the bottom of the page.



The screenshot shows a form titled "Notes for counsellor" with a large empty text area. Below the text area, there is a "Post" button with a circular icon, which is circled in red. A red arrow points from the top right towards the "Post" button. To the right of the "Post" button, there are labels for "Last posted time:" and "Approved ti".

Note--once you hit 'Post', the program may move some of your courses into different sections on the page and then state that you have too many courses in that section (e.g., moves a second Science course out of electives and into the Science section, or your alternate Social Studies into the alternate Electives section). **Do not be alarmed by this!** **As long as you have 8 courses overall in the primary section and 4 alternate electives** (apart from your alternate Socials), just click 'ok' on the pop-up message!

# DEADLINE: FRIDAY FEBRUARY 6th

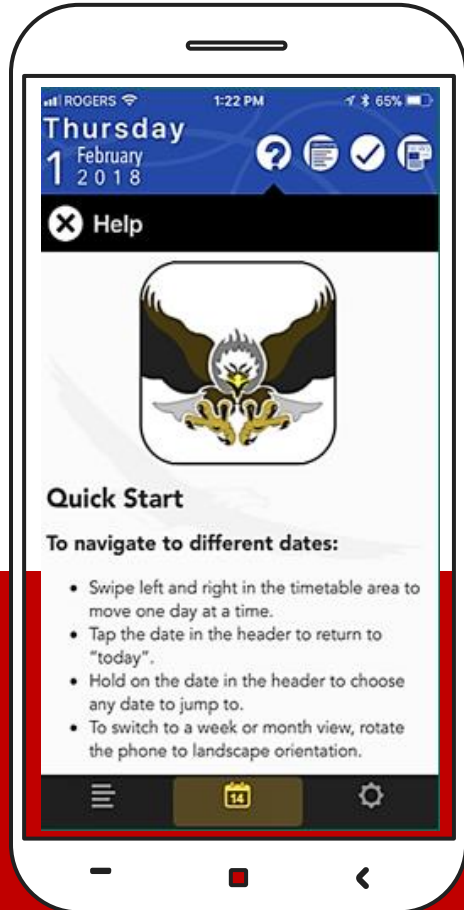
Submit your course requests on time. Earlier is better in case you run into difficulties !

- The MyEd course request portal will **NOT** be available for use after February 6th.
- Students who miss the deadline must contact their counsellor to submit requests and late requests will have reduced input into final timetable decisions.
- Being early does not mean you are guaranteed to get your requests.
- All requests submitted by February 6th provide data to tell us how many students want a certain course, so that we can plan how many sections of that course to put in the master timetable.
- Final student schedules are created by a computer algorithm that tries to give as many primary requests as possible to as many students as possible.

# Get the App!



My School  
Day



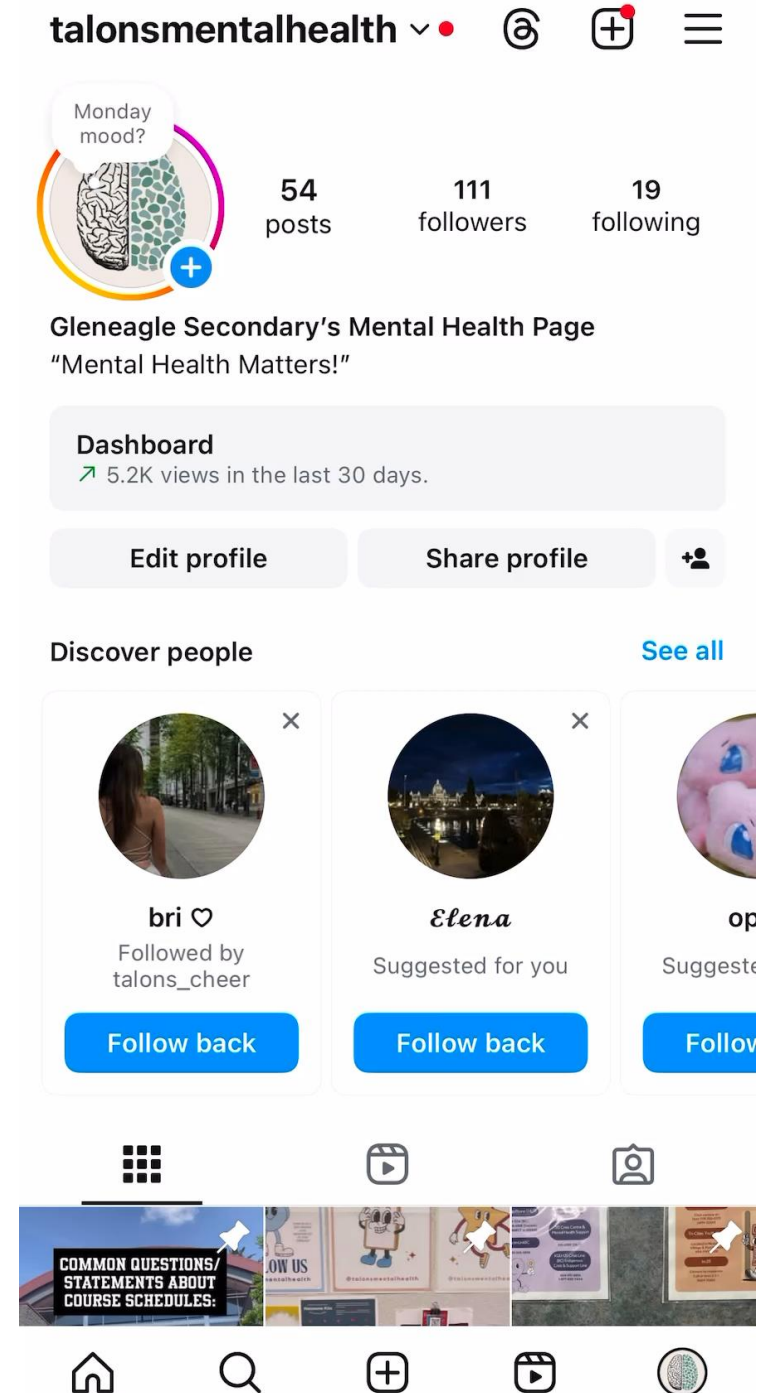
Download the Gleneagle App to stay up-to-date and keep track of important school information.

Search for **My School Day** in the App Store (iOS) or on Google Play (Android) and follow the in-app prompts.

More detailed instructions can be found at the school website under Documents → Gleneagle App Info.

# FOLLOW

- INFO ON MENTAL HEALTH RESOURCES
- INFO ABOUT COURSE SCHEDULES
- INFO ABOUT VOLUNTEER LOGS



# Common Misconceptions

**1) I need to have (insert Gr 12 course here) in Grade 11 or during semester one of Grade 12, in order to get into a certain PSI.**

**THIS IS NOT TRUE!** Most high schools in B.C. are linear and those students will not have any of their Grade 12 courses finished until June of Grade 12. Post-Secondary Institutions know this and will work around it.

For example, they will look at your mark for the Grade 11 course in a specific subject and use that to predict what you might get in the required Grade 12 course and make their acceptance decision based on that.

**2) Once I receive an admission offer from a PSI, I can relax and not worry about keeping my grades up.**

**THIS IS NOT TRUE!** Post-Secondary Institutions continually check your transcript throughout your Grade 12 year and can withdraw their admission offer if they have concerns about your grades dropping too much.

# FRIENDLY REMINDERS ...

- PICK YOUR COURSES WISELY! READ THE COURSE DESCRIPTION :)
- DO **NOT** PICK COURSES BASED ON WHAT YOUR FRIENDS PICK, YOU WILL LIKELY **NOT** BE IN THE SAME CLASS AS A FRIEND JUST BECAUSE YOU PICKED THE SAME COURSE.
- WE WILL **NOT** CHANGE COURSE ORDER- THIS ONLY HAPPENS IF WE NEED TO CHANGE ORDER TO MAKE SPACE IN VARIOUS CLASSES.
- YOU **CANNOT** PICK YOUR COURSES BASED ON TEACHER.
- DO **NOT** EMAIL YOUR COUNSELLOR ABOUT COURSE CHANGES. ALL COURSE CHANGES ARE DONE VIA "FORMS" ON "TEAMS".



# QUESTIONS and SUPPORT!



<https://www.menti.com/aluk1q52ra4i>

- ❖ If you have any questions after reviewing this PowerPoint, please review the "**Course Selection Q & A**" document. It is posted on the website, under Quick Links → Course Planning & Info Videos.
- ❖ If you still have a question after reading the Q & A, please email or drop by your counsellor's office for support.
- ❖ Counsellors will visit ELL classes on Thursday, January 29th to assist students with their course selection process.
- ❖ Students needing assistance may visit the counselling area at **LUNCHTIME on Friday, January 30<sup>th</sup> and Tuesday, February 3<sup>rd</sup>** for workshop sessions.

