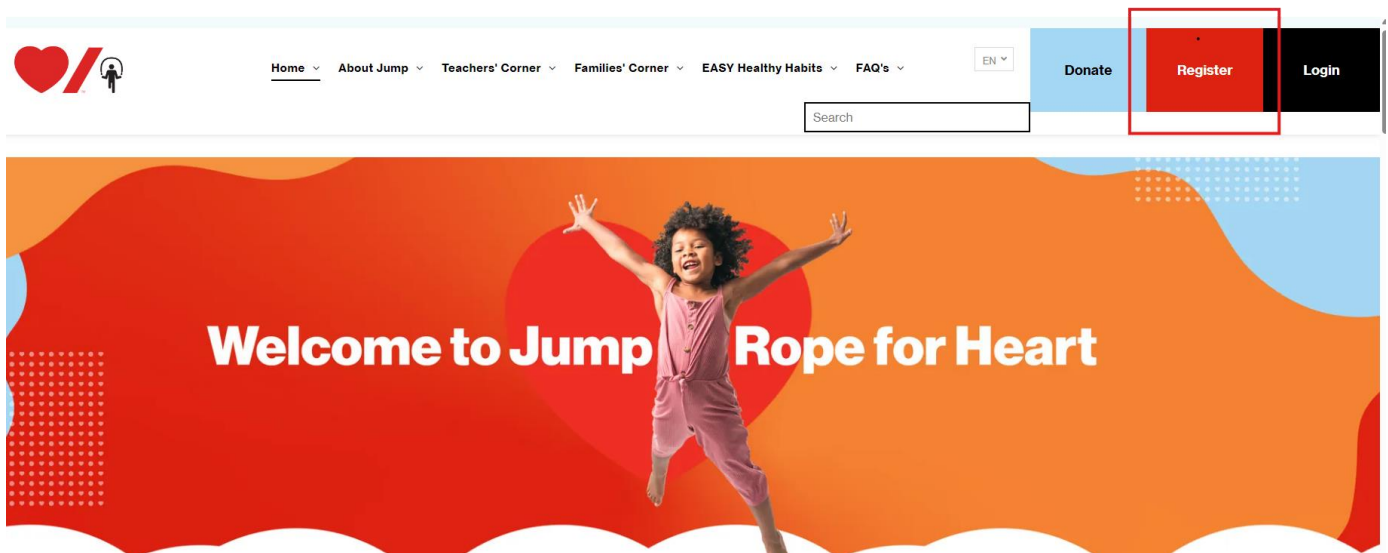


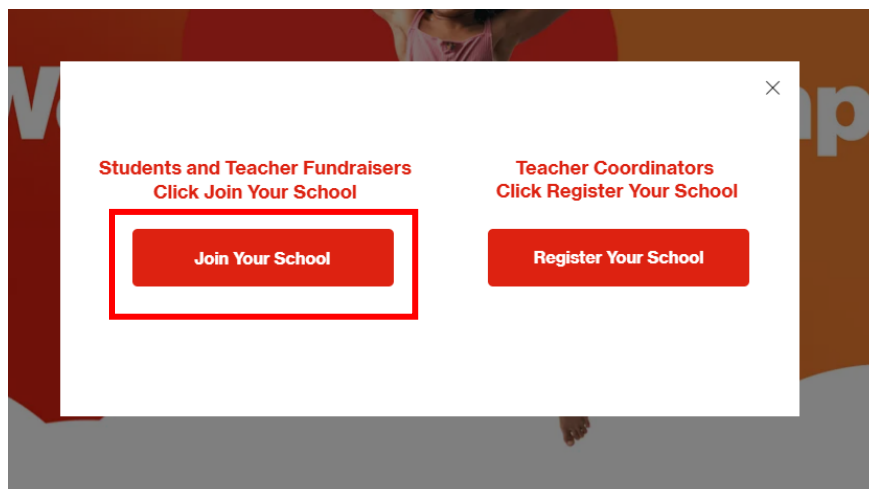
How to Register your Child for Jump Rope for Heart


Online fundraising allows you to easily raise funds and share life-saving information with your friends and family. Here's how to get started:

1. Go to www.jumpropeforheart.ca and click **“Register”**.



2. When prompted, click the **“Join Your School”** button.





3. Search for your school. Once found, click **“Register”**.

Tip: If you cannot find your school, remove an accent or punctuation. For example: change “École” to “Ecole” or “St.” to “St”.

Get started - become a Heart Hero!

Welcome – or welcome back! Join the school event nobody wants to skip.

Start by searching for **your school name** in the search bar below, or search for the **National Jump Team** if your school is not participating.

[Click here](#) to view our how-to register your child guide!

School

Q

1 School (s) Found.

**JUMP ROPE
FOR HEART**

Example School - City


View School

Register

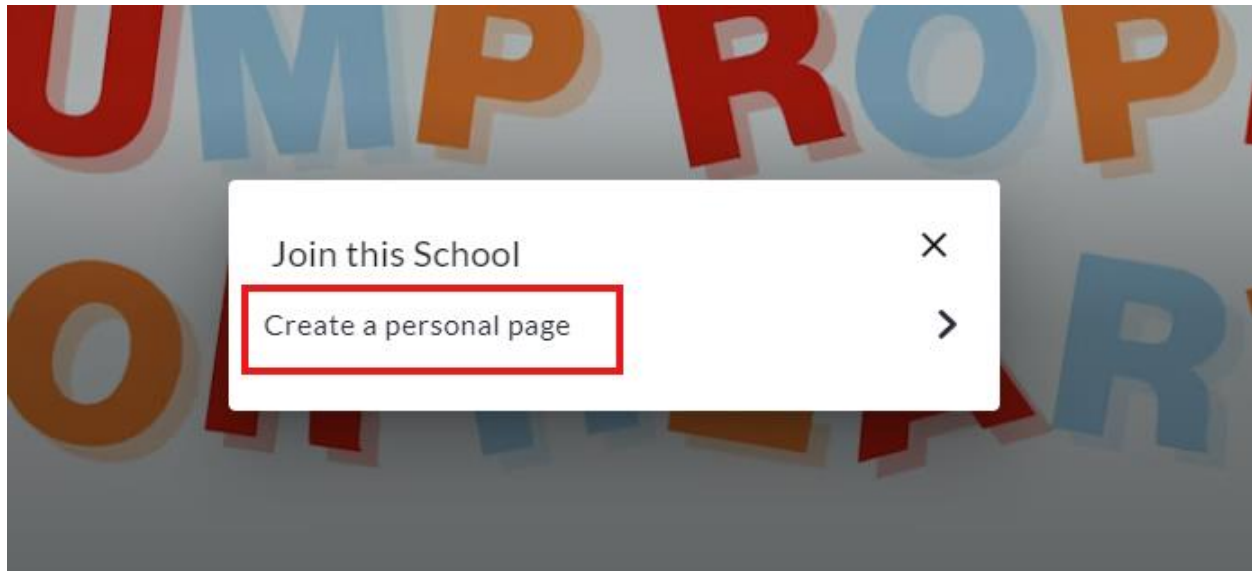
1. Click **“Join This School”**

Support us by sharing this event!

Share



2. Click **“Create a personal page”**



3. Fill out the **name, goal and personal page link name** fields.

Start a Fundraising Page ×

Details

My page is bilingual


Name *

Fundraiser page goal *

Name Your Personal Page Link


🟢 Page link is available!

Set your own web address for your personal fundraising page. Call this whatever you like. We recommend typing in your first and last name (without a space). Only use letters, numbers and dashes.



4. Now you can personalize your page! Toggle off **“Use Default”** to customize your description and/or image. To add a personal story or why you jump, fill out the description. You can add an image by clicking **“Add Image”** and uploading it from your device. To add a video, copy and paste the link in **“Video link”**.

About your page
Personalize your story.


Use default description 

Description


Example d'une école

[Reset to default](#)

Image & Video
The recommended image size ratio is 16x9.

Use default image and video 

Image


Add Image
Drag and drop or click here to upload a picture

Recommended image size is 1920x699. Aspect ratio is 2.75:1

Video link

Youtube, Vimeo, Twitch


5. Enter your **“Teacher’s Name”** and **“Grade”**. Click **“Start a Fundraising Page”** to complete your registration. Your child is now registered for Jump Rope for Heart!

Additional questions

Teacher's Name *

Grade *

[Cancel](#) [Start a Fundraising Page](#)



6. Add your email address. Click **“Next”**.

Sign in ×

Email

Type your email here

Cancel Next

7. A) If this is your first time logging into Crowd Change, fill in your name and create a password. Click **“Next”** to complete the registration.

Create account ×

You are now signing up as **ninacheriyan8@gmail.com**

First Name Last Name

First name Last name


Password

Create strong password

Confirm password

Confirm password

Back Create account



B) If you have logged into Crowd Change with your email previously, enter your password and click “**Sign In**” to complete your registration. If you forgot your password, click “**Reset Password**” and you will be emailed a reset password link.

Sign in ×

Hi Nina!
You are trying to sign in as **ninacheriyan8@gmail.com**

Enter your password

Enter your password 👁

Reset password ← Cancel Sign in

Password-free sign in
We'll email you a magic code for a password-free sign in.


🔑 Get one-time login code

8. Your page has now been created. Choose what to do next, donate to page, create another page or go to my page.

Personal page created

Congratulations on creating your page!
What would you like to do next?

Donate to my page Create another page Go to my page



Additional Actions

To register additional children, click **“Home”** and search for school. Stay logged in and repeat steps 1 – 8.

jardins

Participant center Home Teachers' Resources Families' Resources Help

Browse Jump Rope for Heart School Pages

Q example

All Provinces ▼ Most Raised ▼ Show All ▼

Example School - City
In support of Heart and Stroke Foundation of Canada

Kickstart your child's fundraising by making a self-donation.

Make a donation to kick start your personal fundraising page

Earn a badge next to your name on the main fundraiser page to show your support

Those that kick start their own page typically raise 75% more by doing so.

\$50

\$25 \$50 \$75 \$100

Not just yet Donate