


**SCHOOL DISTRICT
NO. 43
(COQUITLAM)**

Learning for a Lifetime



Learning for a Lifetime

SchoolCashOnline
KEYGROUP



School District No. 43 (Coquitlam) is now offering a safe, easy and convenient way for parents to pay for school fees, field trips, athletic fees and much more **ONLINE NOW!**

Features of School Cash Online:

- Pay for student fees, athletic fees, field trips, textbooks, yearbooks, school clothing, etc. online.
- Keep a record of all your payment history.
- Print a receipt or save an electronic version for your records at home right after making a payment.
- Complete medical forms, permission slips, and athletic waivers online.
- Manage all your children's school fees with one account.



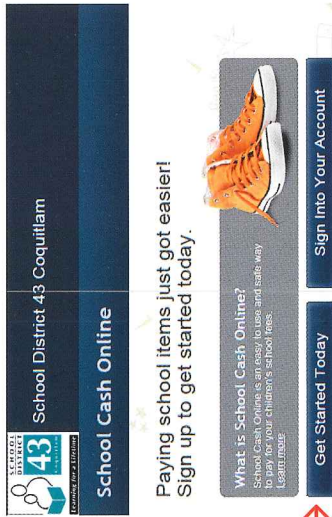
Benefits of School Cash Online:

- Eliminates the risk of sending cash to school with your child.
- Ensures you receive permission slips and other forms via email rather than paper notices which get lost in your child's backpack.
- It is safe, convenient, and will decrease the amount of time you spend dealing with school related payments.
- No more tedious cheques.



Here's How To Get Started:

- 1) Follow the link or scan the QR code provided.
- 2) Click on "Get Started Today".



3) Create your account:

- i) Enter your first and last name; click continue.

The image shows a registration form with three steps. Step 1 is active and contains two text input fields: "First Name" and "Last Name". Red arrows point to both fields. Step 2 is partially visible and contains a "Continue" button. Step 3 is also partially visible.



- ii) Enter your phone #, address, and email address; click continue.

The image shows a registration form with three steps. Step 2 is active and contains several text input fields: "Phone #", "Address Line 1", "Address Line 2", "City", "Country" (a dropdown menu with "CANADA" selected), "Province" (a dropdown menu with "British Columbia" selected), "Postal Code", and "Email". Red arrows point to each of these fields. Step 1 is marked as complete with a checkmark, and Step 3 is also marked as complete.


- iii) Choose a password with at least one capital letter and one symbol, choose a security question; click continue.

The image shows a registration form with three steps. Step 3 is active and contains three text input fields: "Password", "Confirm Password", and "Security Question". Red arrows point to each of these fields. Step 1 and Step 2 are marked as complete with checkmarks. The Security Question field has a dropdown menu with "What was the last name of your third grade teacher?" selected.

- 4) Make sure to OPT IN to receive email notifications for new items available for online payment.
- 5) Check your inbox and junk folder for your confirmation email. Make sure to add SchoolCashOnline to your address book.
- 6) After you receive the confirmation email, select the "Click Here" option; sign in and add each of your children to your household account.

Forms of Payment Accepted:

- Credit Card (Visa/Mastercard)
- E-Cheque
- E-Wallet



To Access School Cash Online:

Scan the QR code or follow the link below:



<https://sd43.schoolcashionline.com>

For further inquiries call the
School Cash Online Support Line
1-866-961-1803