



MyEd Logging in to the Family and Student Portal

1 MyEducationBC

The [MyEducationBC](#) (MyEd BC) application is a secure portal used in most school districts in the Province of BC. Security is guided by the rules and regulations of the School Act and Freedom of Information and Protection of Privacy Act (FOIPPA). If you have any questions, please contact your school directly.

2 Logging In

A **Login ID** and a temporary **Password** will be provided to you by email at the time your account is created. The email will come from 'sysadmin@myeducation.gov.bc.ca'.

The MyEdBC website is:
<https://www.myeducation.gov.bc.ca/aspen/!ogon.do>

1. Enter your **Login ID (43-email)** and temporary **Password**
2. Click **Log On**

IMPORTANT—Please note that some search engines entering 'MyEdBC' will take you to the MyEd TEST environment. Please use the link provided to go to the correct site.

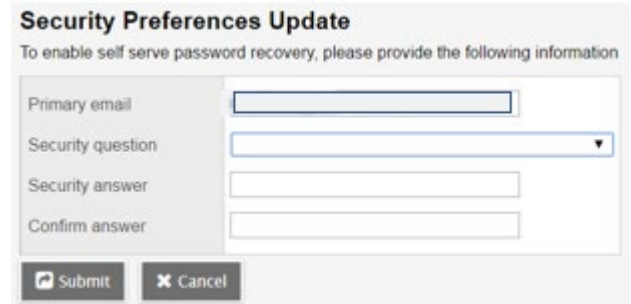
3. You will be prompted to change your password. '**Current Password**' is the temporary Password you were provided and initially logged in with. Enter a '**New Password**' and '**Confirm New Password**'.

Password Requirements:

- At least one number
- At least one capital and lowercase letter
- At least one symbol that is not a letter or number
- Cannot contain password, login name, first name, middle name, last name, date of birth, personal id, or only sequential letters or numbers

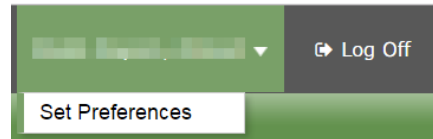
MyEd Logging in to the Family and Student Portal

- You will be prompted to confirm your email address and enter your Security Preferences by choosing a security question and answer that you will remember. This will allow you to use the 'Forgot my Password' function on the logon page, should you need to reset your password.



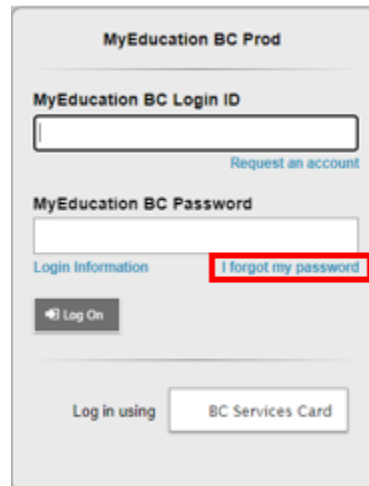
2.1 Preferences

After you have logged in, you can make changes to your preferences by selecting the drop down arrow beside your name and *'Set Preferences'* in the top right of the screen.



2.2 Password Recovery

If you forget your MyEdBC Portal Password, you can click the *'I forgot my password'* link on the login screen and an email will be sent to you with a new temporary password.

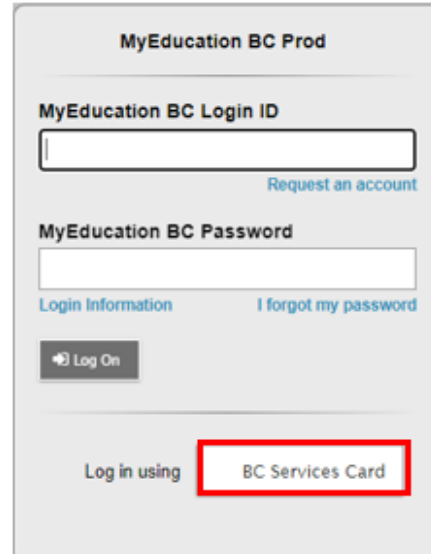


MyEd Logging in to the Family and Student Portal

3 BC Services Card Sign-In (Optional)

After your initial login, you can use the BC Services Card log in option for subsequent logins if you subscribe to that app. Click on the **BC Services Card** button after your initial login and follow the directions from the Ministry site.

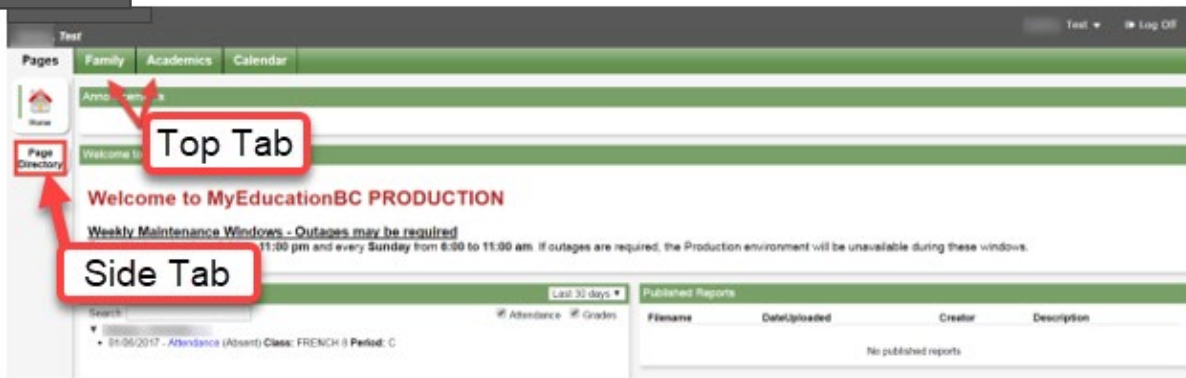
This option allows you to log in to the MyEd portal without having to reset your password every 180 days.



4 Navigation

Top Tabs: There are **Top Tabs** on the main page. The Top Tab you are currently viewing will be highlighted.

Side Tabs: The tabs along the side will change depending on the current Top Tab





MyEd Logging in to the Family and Student Portal

4.1 Pages Top Tab

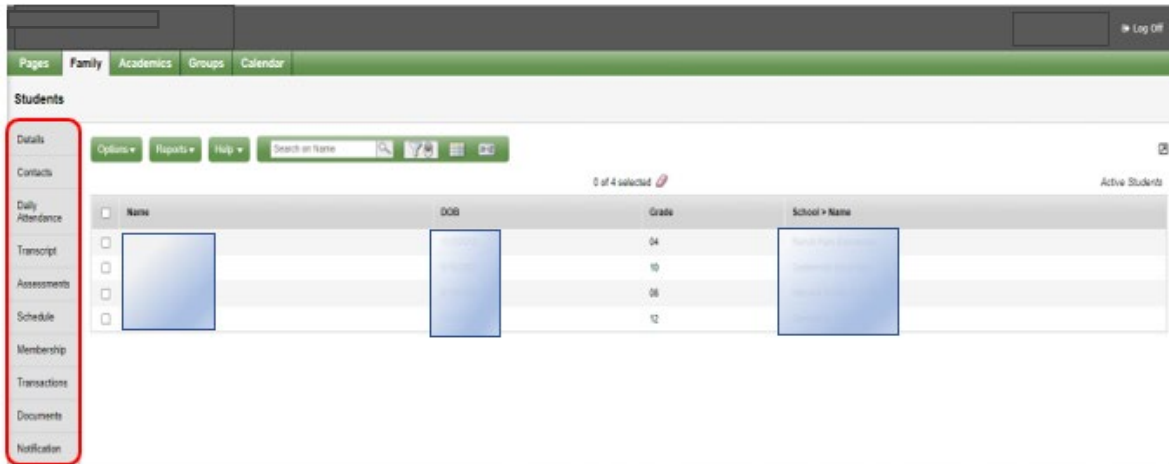
You will land on the Pages top tab every time you log in. The main landing Page includes: **Published Reports** - When a report card is published to the portal, it will appear under the Published Reports heading as a hyperlinked PDF document. You will receive an email that a document has been published to the portal. This also applies for Competency Based Individual Education Plans (CB-IEPs), and Annual Instruction Plans (AIPs) if your child receives one.

Filename	DateUploaded	Creator	Description
Report Cards - Middle Years and Secondary	32 KB 30/01/2017 9:33 AM		Report card for

4.2 Family Top Tab

This tab contains your child’s demographic details. Each **Side Tab** contains specific information. If you have more than one child, the Family top tab will allow you to select a student (using the checkbox beside the student name) then click on the available side tabs to see details about the student you selected.

MyEd Logging in to the Family and Student Portal



Assessments side tab currently contains Literacy and Numeracy and FSA assessments.



Schedule side tab shows your child's current courses. There are two ways to view the schedule: List View and Matrix View. You can toggle between the two views using the **<<List view** and **Matrix view >>** options at the top left of the screen.

Requests side tab contains course Requests for the next school year and a **Graduation Progress** summary.

Membership side tab shows your child's **enrollment** history as well as the **schools** they may be cross-enrolled to. The **Programs** sub side tab also displays any programs.

Details side tab shows basic information including demographics, physical and mailing addresses, and the most recent photo of your child.

Contacts side tab shows the parent/guardian(s) and emergency contacts. Please check this and inform the school of any changes.

IMPORTANT: Change the **Dictionary Menu**  to **All** in order to view all records. Set the **Filter**  to **All Records** or **Current year** depending on what you'd like to see.

Transcript side tab includes class marks from current and previous years.



MyEd Logging in to the Family and Student Portal

The screenshot shows the MyEd Family and Student Portal interface. The left sidebar contains navigation links: Details, Contacts, Transcript (highlighted with a red box), Transcript Details, Credit Summary, Grade Point Summary, Programs of Study, and Graduation Summary. The main content area has a top navigation bar with 'Pages', 'Family', 'Academics', and 'Calendar'. Below this is a 'Students ::' section with a search bar and a dropdown menu. The dropdown menu is open, showing options: 'Current Year', 'Current School', and 'All Records'. A red arrow points to the dropdown arrow icon. The main content area shows a table with columns 'Year' and 'Grade', and a message 'No matching records'.

Please contact your school directly for any log in or navigation questions that you may have.